


SLOT AIR DIFFUSER RAM

FOR CEILING OR WALL INSTALLATIONS

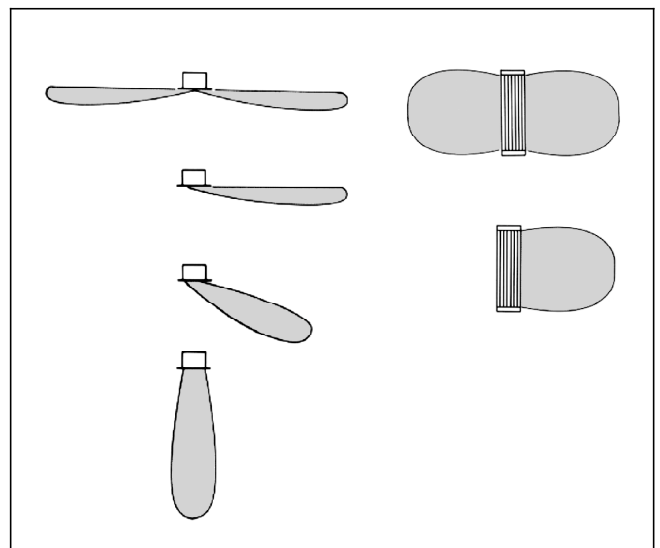


The RAM unit consists of balancing plenum box RCD and a detachable slot diffuser RLD. Adjustable throw pattern for horizontal (one or two way) or vertical throw. Suitable for continuous linear “wall-to-wall” -installation.

Material and surface treatment

Slot diffuser RLD is made of aluminium profiles. The inner slots are painted Black. The visible part is as standard painted white RAL 9010. Other RAL colours are available at additional costs. The plenum box RCD is made of galvanised sheed steel with acoustic lining.

Throw pattern alternatives



Throw direction can be adjusted 0 - 90° from the installation level. Slots should be locked in desired position.

Order key

Slot diffuser RAM - 2 - 600
 1 2

1 = Number of slots (width)

2 = Length L = 600, 900, 1200 or 1500 mm

Continuous linear (example)

RLD - 2 - 10000 / 6pcs RCD - 2 - 1200 - linear
 1 2 3 4 5

1 = Number of slots (width)

2 = Slot diffuser length, mm

3 = Number of plenum boxes

4 = The plenum box size

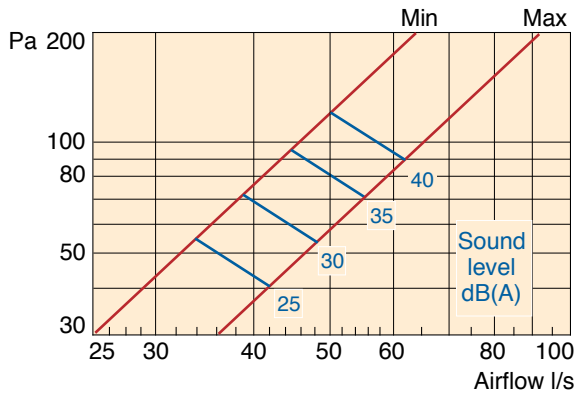
5 = Has to be specified

Performance

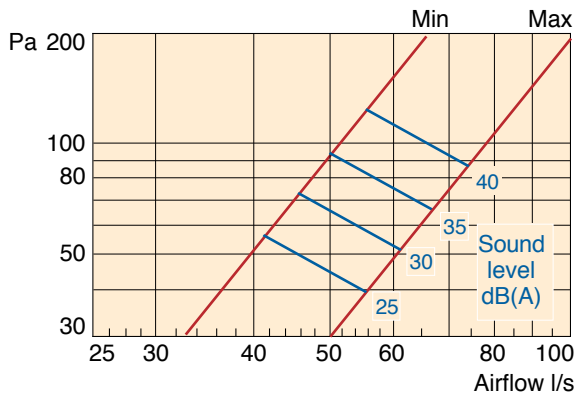
The graphs are not to be used for commissioning.
The throw are shown on pages 4 and 5.

LENGTH 600

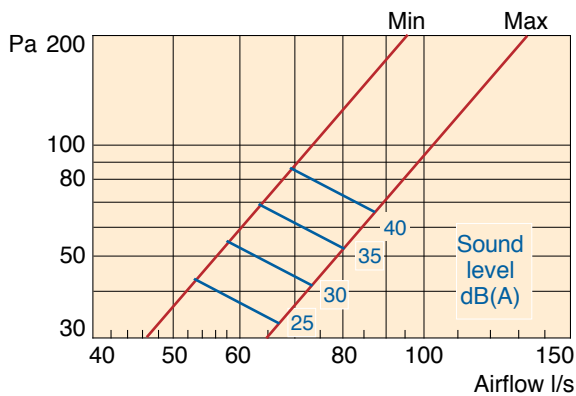
RAM-2-600



RAM-3-600



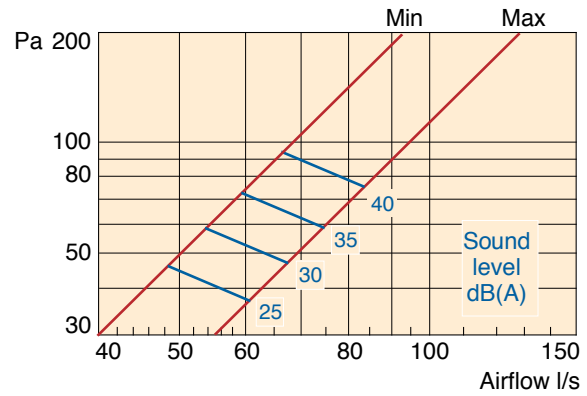
RAM-4-600



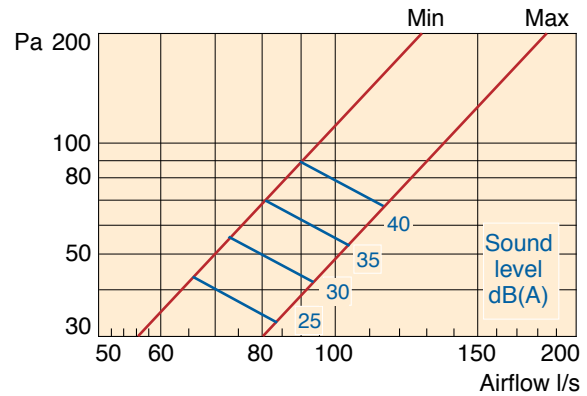
f, Hz	Sound power level					
	125	250	500	1 k	2 k	4 k
Kokt, dB	6	4	2	-1	-9	-17
Sound attenuation						
L, dB	9	10	14	15	15	16

LENGTH 900

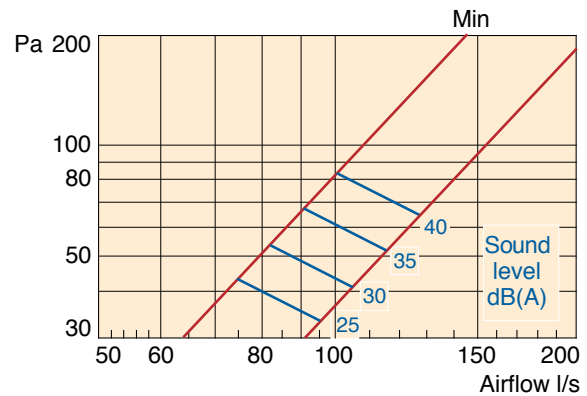
RAM-2-900



RAM-3-900



RAM-4-900



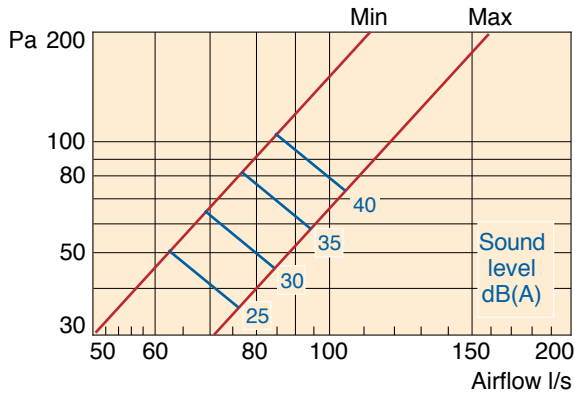
f, Hz	Sound power level					
	125	250	500	1 k	2 k	4 k
Kokt, dB	7	7	1	-3	-9	-16
Sound attenuation						
L, dB	10	9	11	15	14	13

Performance

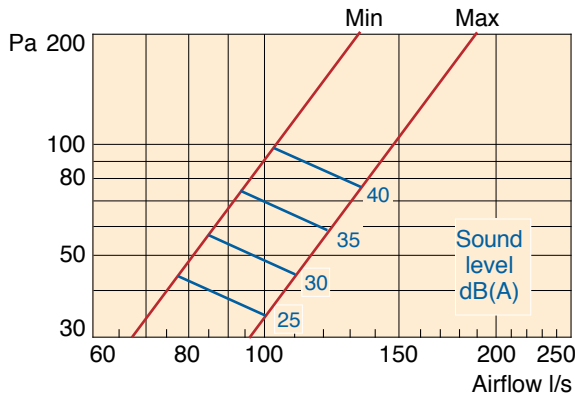
The graphs are not to be used for commissioning.
The throw are shown on pages 4 and 5.

LENGTH 1200

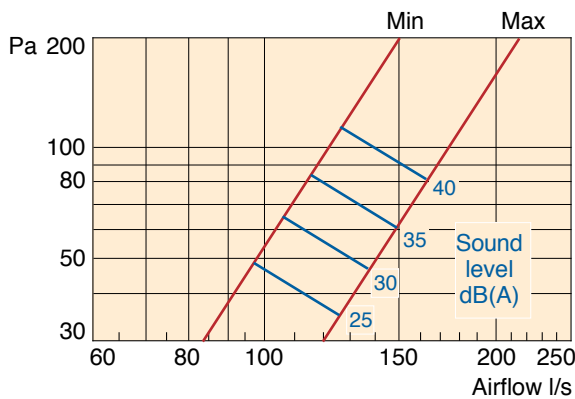
RAM-2-1200



RAM-3-1200



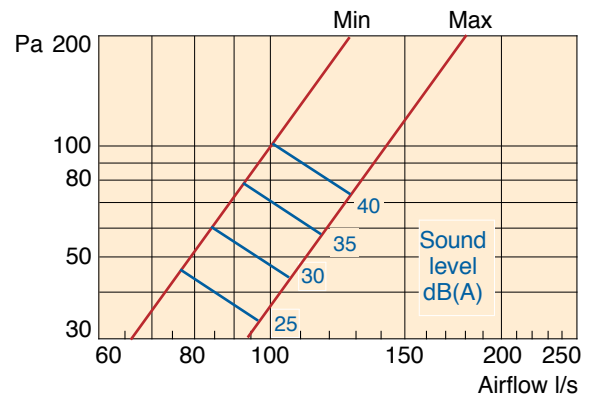
RAM-4-1200



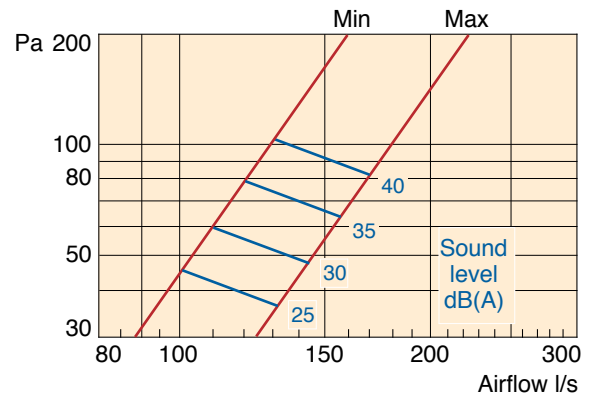
f, Hz	Sound power level					
	125	250	500	1 k	2 k	4 k
Kokt, dB	7	7	1	-5	-10	-14
Sound attenuation						
L, dB	8	9	10	14	12	12

LENGTH 1500

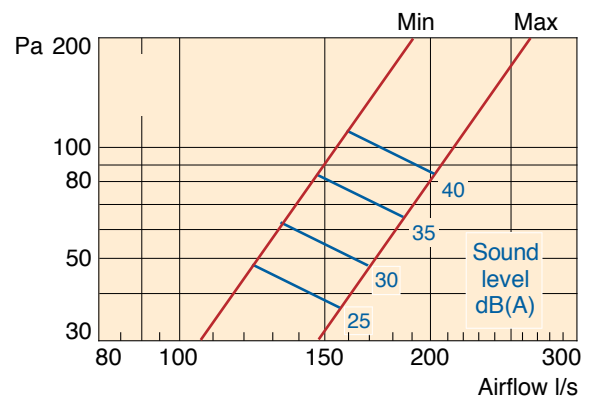
RAM-2-1500



RAM-3-1500



RAM-4-1500



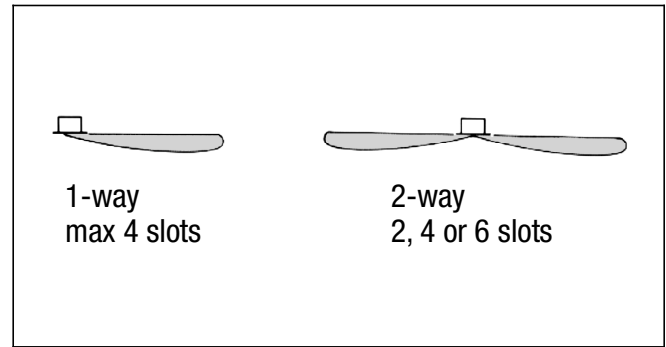
f, Hz	Sound power level					
	125	250	500	1 k	2 k	4 k
Kokt, dB	6	6	2	-6	-11	-14
Sound attenuation						
L, dB	8	7	10	11	10	11

SLOT AIR DIFFUSER RAM

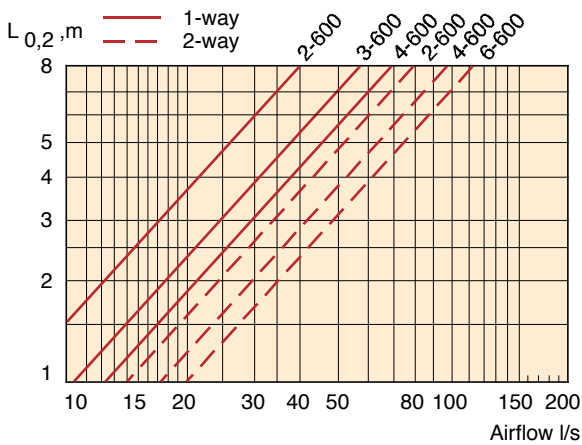
RAM consists of the plenum box RCD and slot diffuser RLD.

RLD throw

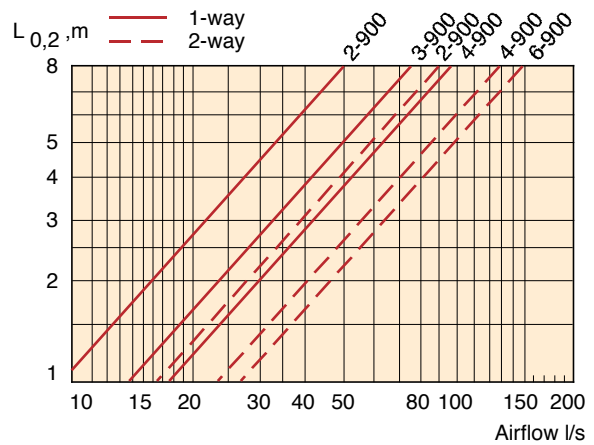
Horizontal throw
(isothermal supply air)



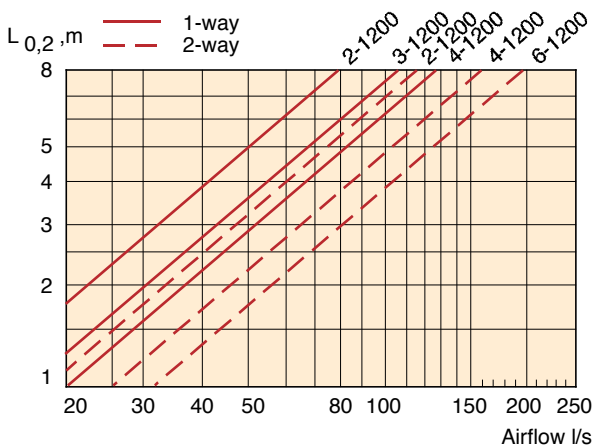
LENGTH 600



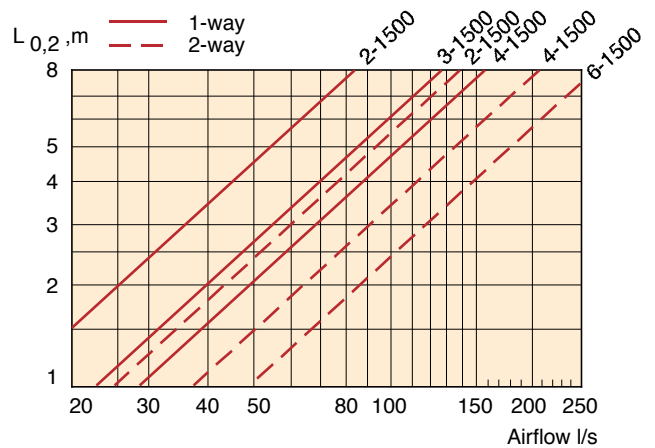
LENGTH 900



LENGTH 1200



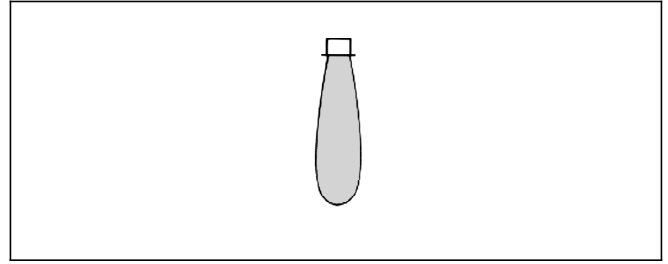
LENGTH 1500



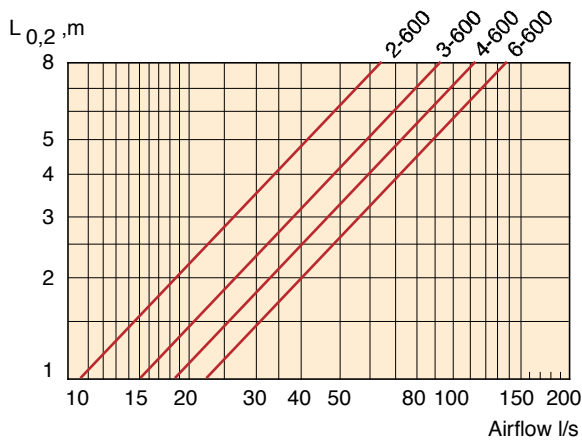
SLOT AIR DIFFUSER RAM

RLD throw

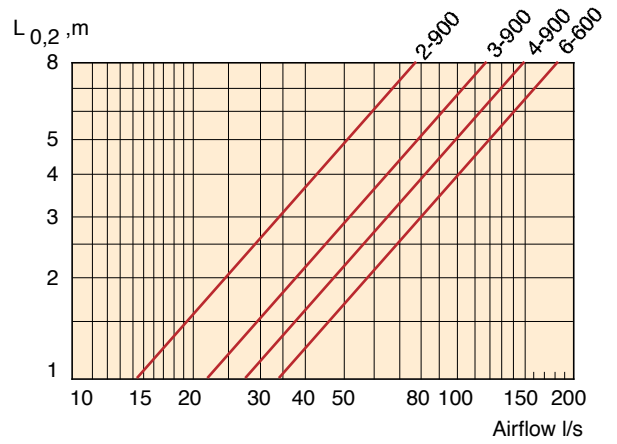
Vertical throw
(isothermal supply air)



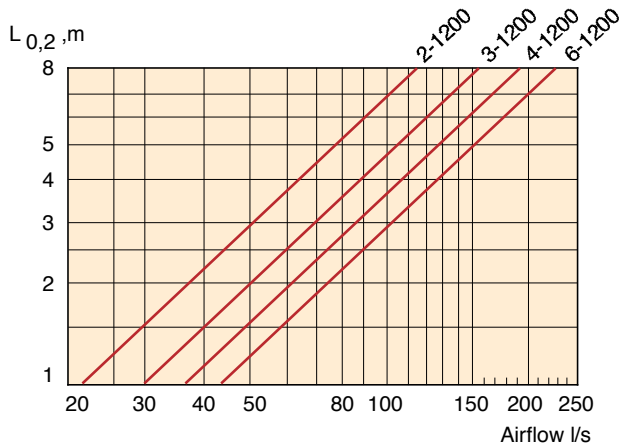
LENGTH 600



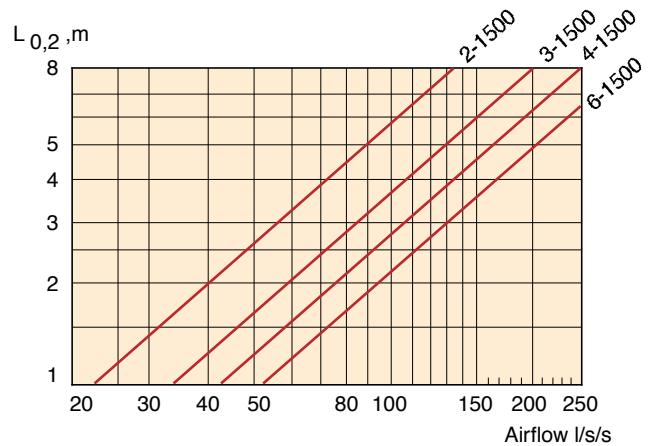
LENGTH 900



LENGTH 1200



LENGTH 1500

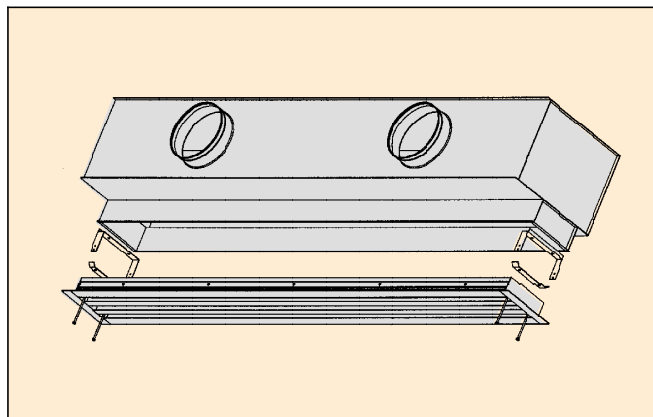


MULTIPLY FACTORS FOR HEATING AND COOLING, VERTICAL THROW

C°	± 0	± 5	± 10	± 15
Cooling	1,0	1,5	2,0	2,5
Heating	1,0	0,6	0,5	0,3

Dimensions

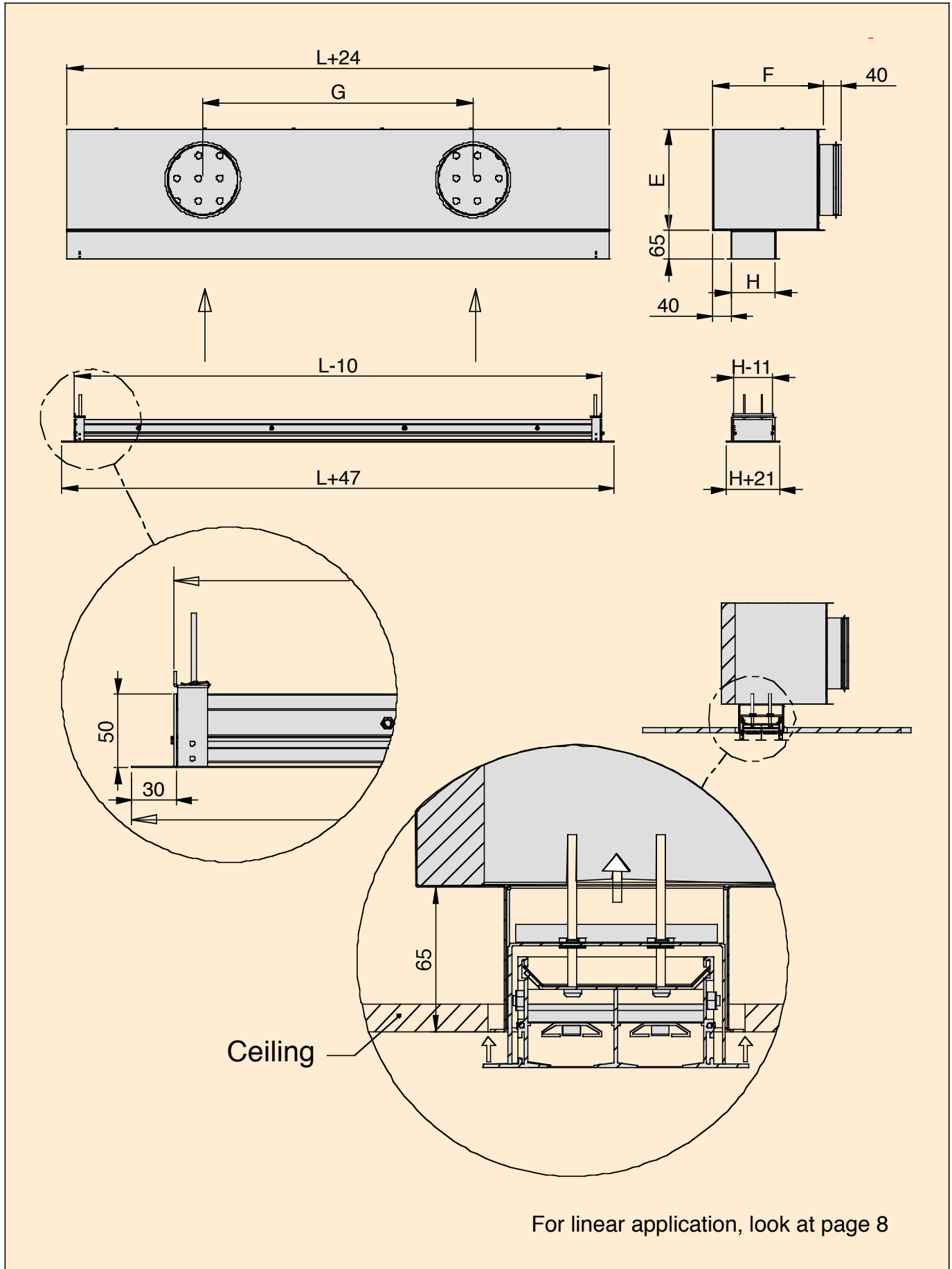
Alternative number of slots 2 to 8. Standard lengths: 600, 900, 1200 and 1500 mm. For linear application, look at page 8.



Size	L x H	ø d	F	E	G
2-600	600 x 100	159	250	230	
3-600	600 x 140	159	290	230	
4-600	600 x 180	159	330	230	
6-600	600 x 260	199	460	230	
8-600	600 x 340	199	540	230	
2-900	900 x 100	159	250	230	
3-900	900 x 140	2 x 159	290	230	460
4-900	900 x 180	2 x 159	330	230	460
6-900	900 x 260	2 x 159	460	230	460
8-900	900 x 340	2 x 199	540	230	460
2-1200	1200 x 100	2 x 159	250	230	610
3-1200	1200 x 140	2 x 159	290	230	610
4-1200	1200 x 180	2 x 159	330	230	610
6-1200	1200 x 260	2 x 199	460	230	610
8-1200	1200 x 340	2 x 249	540	280	610
2-1500	1500 x 100	2 x 159	250	230	760
3-1500	1500 x 140	2 x 159	290	230	760
4-1500	1500 x 180	2 x 199	330	230	760
6-1500	1500 x 260	2 x 249	460	280	760
8-1500	1500 x 340	2 x 249	540	280	760
2-1800	1800 x 100	2 x 159	250	230	920
3-1800	1800 x 140	2 x 199	290	230	920
4-1800	1800 x 180	2 x 199	330	230	920
6-1800	1800 x 260	2 x 249	460	280	920
8-1800	1800 x 340	2 x 249	540	280	920

Dimensions continue in page 7.

SLOT AIR DIFFUSER RAM



Linear installation

