

# RIRS V EKO



**NEW!**

AHU with heat recovery

Rekuperatoriniai įrenginiai

Centrale wentylacyjne z odzyskiem ciepła

Вентиляционные агрегаты с рекуперацией тепла



Air handling units RIRS V EKO 3.0 have high efficiency rotor heat exchanger. AHU is used for ventilation of houses and other heated areas.

- Energy saving and low noise EC fans.
- Efficiency of rotor heat exchanger up to 80%.
- Integrated electrical heater optional water heating/cooling.
- Electrical heater control 0 - 10V (RIRS 1200 – 2500 V EKO 3.0).
- Controlled air flow.
- RIRS V EKO 3.0 versions can be controlled with Flex, Stouch.
- Acoustic insulation of the walls – RIRS 200 - 300 EKO - 20 mm, RIRS 400 - 5500 V EKO 3.0 – 50mm.
- Low noise level.
- Easy mounting.
- Full integrated plug & play control system.
- Integrated pressure switch for filter pollution (RIRS 1200 - 2500 V EKO 3.0).
- Optional CO<sub>2</sub>, pressure or airflow transmitter (RIRS 400 – 5500 V EKO 3.0).



Vėdinimo įrenginiai RIRS V EKO 3.0 pagaminti su efektyviu rotoriniu šilumokaičiu. Rekuperatoriai montuojami vėdinti šildomas patalpas.

- Energiją taupantys ir tyliai dirbantys EC ventiliatoriai.
- Efektyvus rotorinis šilumokaitis, kurio gražinama šiluma iki 80%.
- Integruotas elektrinis šildytuvas ir papildomai komplektuojamas kanalinis vandeninis šildytuvas/aušintuvas.
- Elektrinio šildytuvo valdymas 0-10V (RIRS 1200 – 2500 EKO 3.0).
- Keičiamas oro srautas.
- Tiekiamo oro temperatūros valdymas.
- Galima valdyti su Flex, Stouch pulteliais.
- Sienelių triukšmo izoliacija RIRS 200 - 300 EKO - 20 mm, RIRS 400 - 5500 EKO 3.0 – 50mm.
- Žemas triukšmo lygis.
- Greitas ir lengvas montavimas.
- „Plug & play“ paruošimas ir pilnai integruota valdymo automatika.
- Integruotas filtrų užterštumo matuoklis (RIRS 400 - 2500 EKO 3.0).
- Papildomai komplektuojamas CO<sub>2</sub>, slėgio ar drėgmės keitiklis (RIRS 400 – 5500 V EKO 3.0).



Urządzenia wentylacyjne RIRS V EKO 3.0 wyposażone w wydajny wirnikowy wymiennik ciepła. Rekuperatory przeznaczone są do wentylacji ogrzewanych pomieszczeń.









- Energooszczędne i cicho pracujące wentylatory EC.
- Wydajny wirnikowy wymiennik ciepła, zwracający do 80% ciepła.
- Zintegrowany grzejnik elektryczny i opcjonalny kanałowy wodny grzejnik/schładzacz.
- Sterowanie grzejnikiem elektrycznym 0-10V (RIRS 1200 – 2500 EKO 3.0).
- Zmienny strumień powietrza.
- Sterowanie temperatury dostarczanego powietrza.
- Można sterować za pomocą pilotów Flex, Stouch.
- Izolacja przeciwhałasowa ścianek RIRS 200 - 300 EKO - 20 mm, RIRS 400 - 5500 EKO 3.0 – 50mm.
- Niski poziom hałasu.
- Szybki i łatwy montaż.
- Przygotowanie „Plug & play“ i całkowicie zintegrowana automatyka sterowania.
- Zintegrowany miernik zanieczyszczenia filtrów (RIRS 400 - 2500 EKO 3.0).
- Opcjonalny przetwornik CO<sub>2</sub>, ciśnienia lub wilgotności (RIRS 400 – 5500 V EKO 3.0).



Установки с рекуперацией тепла RIRS V EKO 3.0 очищают, нагревают и подают свежий воздух. Установки RIRS V EKO 3.0 извлекают тепло у выходящего воздуха и передают его поступающему воздуху.

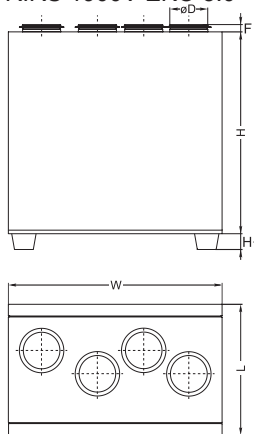
- Экономные и бесшумные вентиляторы EC.
- Пластинчатый теплообменник, эффективность теплоотдачи до 80 %.
- Встроенный электрический нагреватель или опция водяных охладителей/нагревателей.
- Интегрирован электрический подогреватель 0-10 V (RIRS 1200 - 2500 EKO 3.0).
- Регулируемый воздушный поток.
- Регулируемая температура приточного воздуха.
- RIRS V EKO версии с интегрированными возможностями управления с помощью пультов Flex, Stouch.
- Акустическая изоляция стенок - RIRS 200 -300 EKO - 20мм, RIRS 400- 5500 V EKO 3.0 - 50мм.
- Низкий уровень шума.
- Легко монтируются.
- Интегрированная полная система управления агрегата „plug & play“.
- Установлен датчик давления для фильтра загрязнения в RIRS 400 - 2500 EKO 3.0.
- Опциональная контроль: CO<sub>2</sub>, давление в системе и трансмитер приточного воздуха для RIRS 400 - 5500 V EKO 3.0.

## Accessories

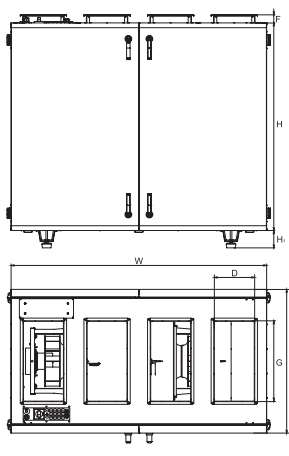
Remote controller	Sensor controller	Pressure transmitter	CO2 sensor	Duct humidity sensor	Circular duct silencer	Mounting clips	Shuft-off damper
							
Flex p. 178	Stouch p. 179	1141 p. 181	RC02-F2 p. 182	KFF-U p. 183	AKS p. 230	AP p. 229	SKG p. 226

# RIRS V EKO

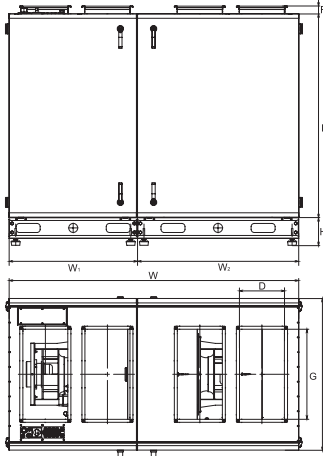
RIRS 200V EKO -  
RIRS 1900V EKO 3.0



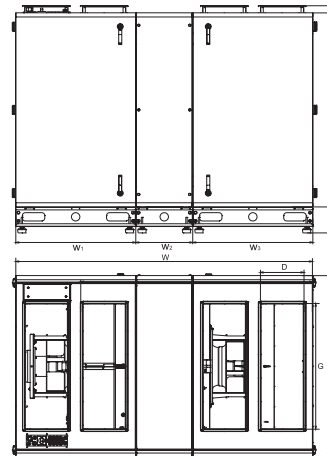
RIRS 2500V EKO 3.0




RIRS 3500V EKO 3.0



RIRS 5500V EKO 3.0



## RIRS 400 V E L EKO 3.0









- Equipped with new PRV V2.4 control board
- AHU with EC motors
- Air intake side (L - left; R - right)
- Heater type (E - integrated electrical heater; W - optional water heater)
- Housing type (V - vertical, H - horizontal, P - under - ceiling)
- AHU size according to air flow range m<sup>3</sup>/h
- AHU with rotor heat-exchanger

Type	Dimensions [mm]										
	W	W <sub>1</sub>	W <sub>2</sub>	W <sub>3</sub>	L	H	øD	D	G	H <sub>1</sub>	F
RIRS 200VE EKO	598	-	-	-	320	620	125	-	-	-	30
RIRS 300VE EKO	598	-	-	-	320	620	125	-	-	-	30
RIRS 400VE/VW EKO 3.0	900	-	-	-	553	850	160	-	-	40	30
RIRS 700VE/VW EKO 3.0	1100	-	-	-	655	980	250	-	-	40	40
RIRS 1200VE/VW EKO 3.0	1500	-	-	-	855	1150	315	-	-	70	40
RIRS 1900VE/VW EKO 3.0	1500	-	-	-	855	1150	315	-	-	70	40
RIRS 2500VE/VW EKO 3.0	1600	-	-	-	900	1300	-	250	500	110	50
RIRS 3500VE/VW EKO 3.0	1930	850	1075	-	1010	1355	-	300	600	190	50
RIRS 5500VE/VW EKO 3.0	2120	855	400	855	1310	1400	-	300	900	190	50

AHU produced according VDI 6022

## Accessories

<p>Damper for rectangular duct</p>  <p>SSK p. 228</p>	<p>Rectangular duct silencer</p>  <p>SKS p. 228</p>	<p>Flexible connection</p>  <p>LJ/PG p. 188</p>	<p>Flange-adaptor</p>  <p>STP p. 234</p>	<p>Water heating coil</p>  <p>SVS p. 198</p>	<p>Cimfort Box</p>  <p>CB p. 190</p>
--	--	--	---	---	--

# RIRS V EKO

Type	Accessories						
	Flex Stouch	1141 RC02-F2 KFF-U	AKS AP SKG	SSK SKS LJ/PG	STP	SVS CB	SP
RIRS 200VE EKO	+	+	125	-	-	-	LM230A-TP
RIRS 300VE EKO	+	+	125	-	-	-	LM230A-TP
RIRS 400VE EKO 3.0	+	+	160	-	-	-	LM230A-TP
RIRS 400VW EKO 3.0	+	+	160	-	-	160	TF230
RIRS 700VE EKO 3.0	+	+	250	-	-	-	LM230A-TP
RIRS 700VW EKO 3.0	+	+	250	-	-	250	TF230
RIRS 1200VE EKO 3.0	+	+	315	-	-	-	LM230A-TP
RIRS 1200VW EKO 3.0	+	+	315	-	-	315	LF230
RIRS 1900VE EKO 3.0	+	+	315	-	-	-	LM230A-TP
RIRS 1900VW EKO 3.0	+	+	315	-	-	315	LF230
RIRS 2500VE EKO 3.0	+	+	-	500x250	500x250-400	500x250/400	LM230A-TP
RIRS 2500VW EKO 3.0	+	+	-	500x250	500x250-400	500x250/400	LF230
RIRS 3500VE EKO 3.0	+	+	-	600x300	600x300-500	600x300	LM230A-TP
RIRS 3500VW EKO 3.0	+	+	-	600x300	600x300-500	600x300	LF230
RIRS 5500VE EKO 3.0	+	+	-	800x500	900x300-800x500	800x500	LM230A-TP
RIRS 5500VW EKO 3.0	+	+	-	800x500	900x300-800x500	800x500	LF230

Type	TJP 10K CO4C***	SSB Heating	SSB Cooling	RMG 80/60°C	RMG 60/40°C	VVP/VXP 80/60°C	VVP/VXP 60/40°C
	RIRS 200VE EKO	-	-	-	-	-	-
RIRS 300VE EKO	-	-	-	-	-	-	-
RIRS 400VE EKO 3.0	-	-	-	-	-	-	-
RIRS 400VW EKO 3.0	int	61	81	3-0,63-4	3-0,63-4	45.10-0,63	45.10-0,63
RIRS 700VE EKO 3.0	-	-	-	-	-	-	-
RIRS 700VW EKO 3.0	int	61	81	3-1,0-4	3-1,0-4	45.10-1,0	45.10-1,0
RIRS 1200VE EKO 3.0	-	-	-	-	-	-	-
RIRS 1200VW EKO 3.0	int	61	81	3-1,0-4	3-1,0-4	45.10-1,0	45.10-1,0
RIRS 1900VE EKO 3.0	-	-	-	-	-	-	-
RIRS 1900VW EKO 3.0	int	61	81	3-1,0-4	3-1,0-4	45.10-1,0	45.10-1,0
RIRS 2500VE EKO 3.0	-	-	81	Heaters, coolers and RMG/VVP/VXP data online selection program: <a href="http://www.salda.it">www.salda.it</a>			
RIRS 2500VW EKO 3.0	int	61	81				
RIRS 3500VE EKO 3.0	-	-	81				
RIRS 3500VW EKO 3.0	int	61	81				
RIRS 5500VE EKO 3.0	-	-	81				
RIRS 5500VW EKO 3.0	int	61	81				

Actuator for dampers



SP p. 188

Duct sensor



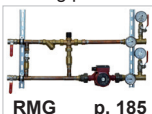
TJP 10K p. 187

Thermic water valve actuator



SSB p. 184

Mixing point



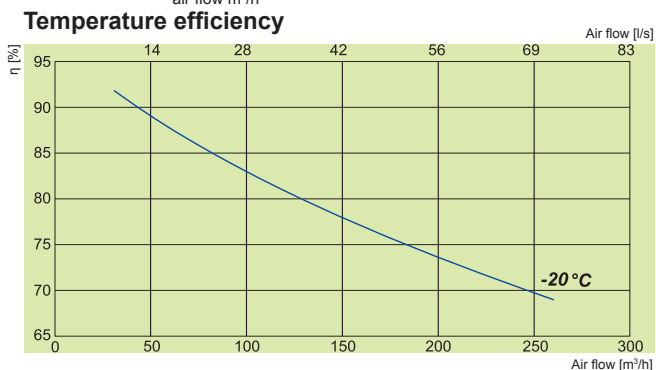
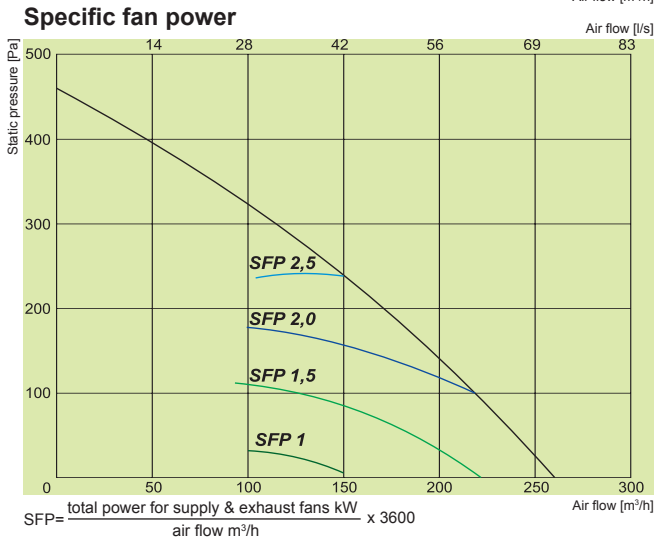
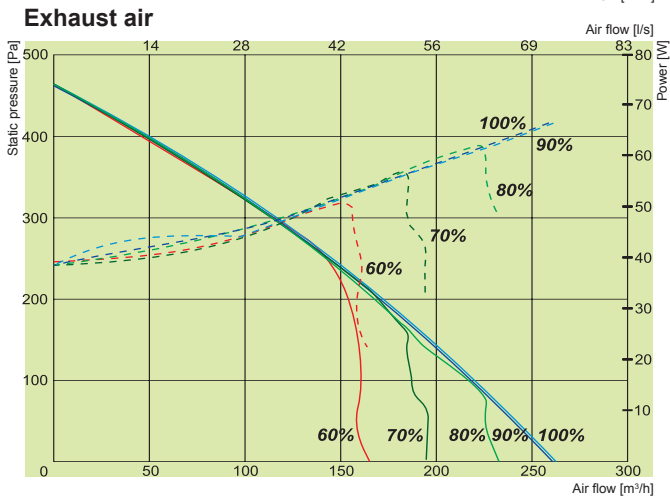
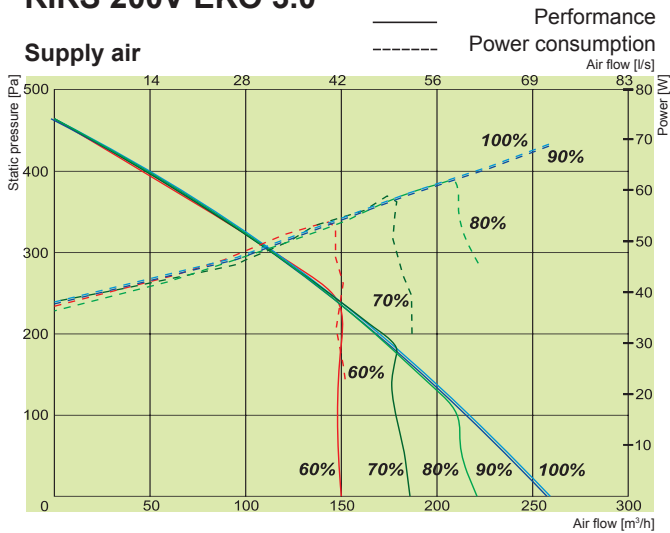
RMG p. 185

2 and 3 way valves



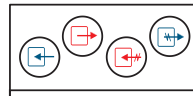
VVP/VXP p. 186

## RIRS 200V EKO 3.0



### RIRS 200VEL EKO

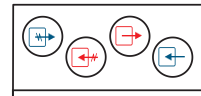
Air intake side (L- left convertible)



View from inspection side

### RIRS 200VER EKO

Air intake side (D- right convertible)



View from inspection side

Exhaust air    
 Extract air    
 Fresh air    
 Supply air

Article No.	Version
GRERIRS2007	200VEL EKO Left-hand maintenance version with integrated electrical heater.
GAGRIRS055	200VER EKO Right-hand maintenance version with integrated electrical heater.

### RIRS 200VE EKO

Heater	-phase/voltage [50Hz/VAC]	~1, 230
	-power consumption [kW]	0,6
EC Fans	-phase/voltage [50Hz/VAC]	~1, 230
exhaust	-power/current [kW/A]	0,067 / 0,66
	-fan speed [min <sup>-1</sup> ]	2300
supply	-power/current [kW/A]	0,069 / 0,65
	-fan speed [min <sup>-1</sup> ]	2300
Motor protection class		IP-44
Thermal efficiency		80%
Max power consumption	[kW/A]	0,74 / 4,01
Automatic control		integrated
Filter class	-exhaust	M5
	-supply	M5
Thermal insulation	[mm]	20
Weight	[kg]	41,0
Comply with ERP 2013		+

Air flow temperature range from -20°C to +40°C

Designed for operation indoors only

200VE EKO	Lwa total, dB(A)	LWA, dB(A)						
		125 Hz	250 Hz	500 Hz	1 kHz	2 kHz	4 kHz	8 kHz
Supply	65	50	59	61	59	55	51	40
Extract	60	45	58	53	45	37	28	21
Surrounding	46	37	40	42	38	29	19	16

Measured at 214 m³/h, 100 Pa

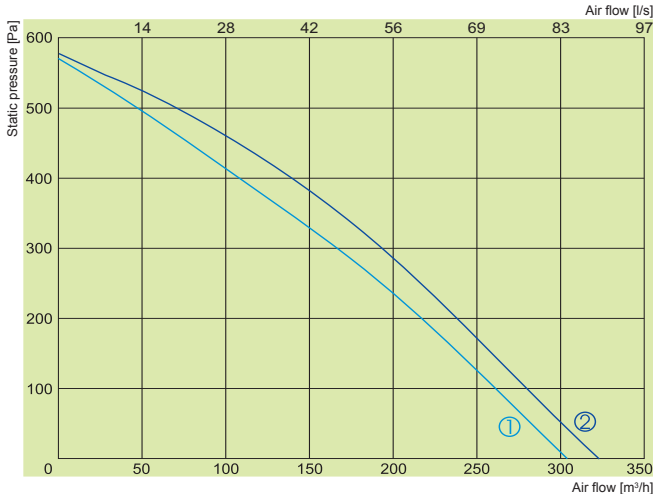
Extract air = 20°C/60% RH - Outdoor air = -20°C/90% RH  
Balance between supply air/extract air = 1.0

Temperature efficiency calculated according EN 308.

### Accessories

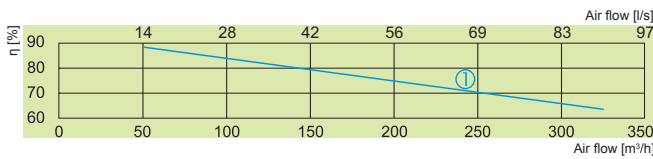


# RIRS V EKO



① supply  
② exhaust

## RIRS 300VE EKO



①

## RIRS 300VE EKO

Article No.	Version
GRERIRS3002	300VE EKO Integrated electrical heater.

		300VE EKO
Heater	-phase/voltage [50Hz/VAC]	~1, 230
	-power consumption [kW]	0,6
EC Fans	-phase/voltage [50Hz/VAC]	~1, 230
exhaust	-power/current [kW/A]	0,118 / 0,9
	-fan speed [min <sup>-1</sup> ]	3480
supply	-power/current [kW/A]	0,123 / 0,9
	-fan speed [min <sup>-1</sup> ]	3480
Motor protection class		IP-44
Thermal efficiency		80%
Max power consumption	[kW/A]	0,85 / 4,43
Automatic control		integrated
Filter class	-exhaust	M5
	-supply	M5
Thermal insulation	[mm]	20
Weight	[kg]	41,0
Comply with ERP 2013		+

Air flow temperature range from -20°C to +40°C

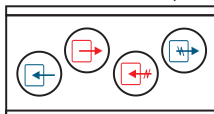
Designed for operation indoors only

Thermal efficiency of RIRS 300VE EKO was calculated at 300m<sup>3</sup>/h (indoor conditions +20°/60%; outdoor conditions -20°/90%)

### Accessories



### RIRS 300VE EKO (convertible) ver.



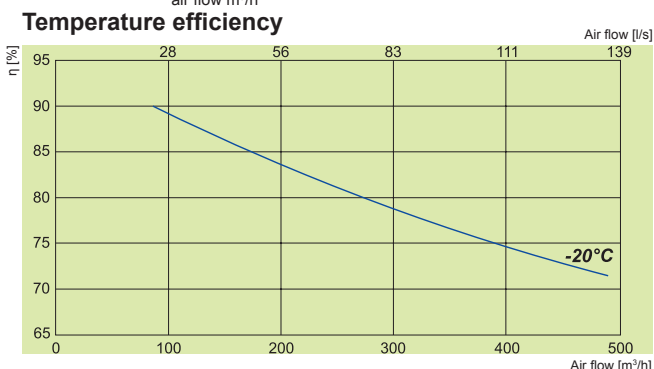
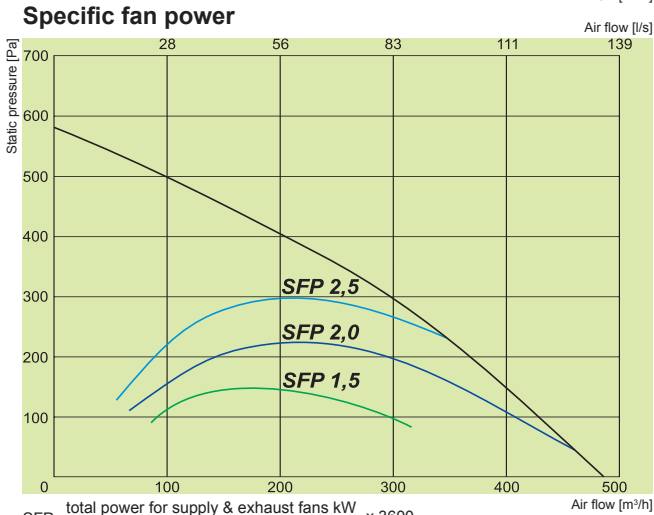
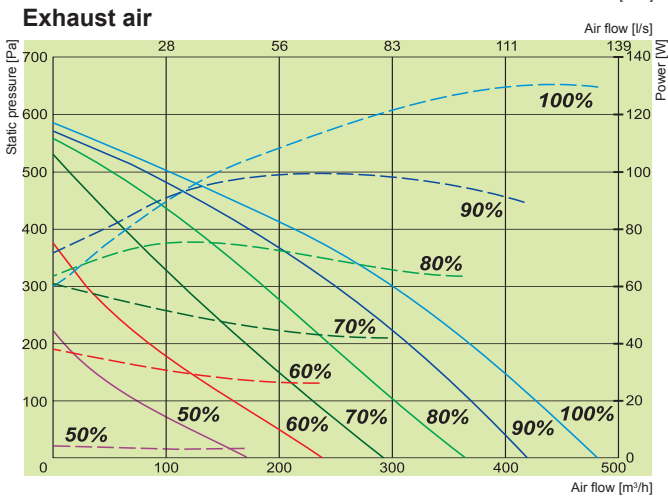
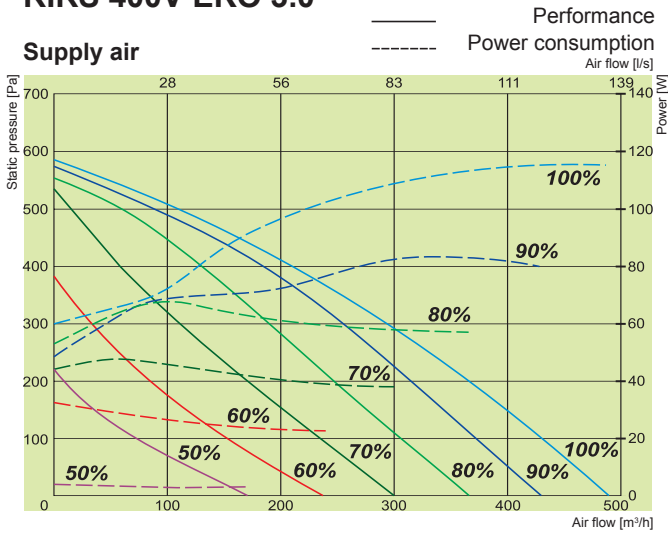
View from inspection side

↔ Exhaust air   ↔ Extract air   ↔ Fresh air   ↔ Supply air

300VE EKO	Lwa total, dB(A)	LWA, dB(A)						
		125 Hz	250 Hz	500 Hz	1 kHz	2 kHz	4 kHz	8 kHz
Supply	64	45	47	54	56	60	57	46
Extract	59	44	46	54	53	51	49	40
Surrounding	48	32	32	39	41	44	41	37

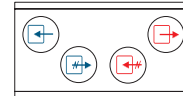
Measured at 258 m<sup>3</sup>/h, 111 Pa

## RIRS 400V EKO 3.0



### RIRS 400VL EKO 3.0

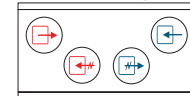
Air intake side (L- left)



View from inspection side

### RIRS 400VR EKO 3.0

Air intake side (R- right)



View from inspection side

Exhaust air    
 Extract air    
 Fresh air    
 Supply air

Article No.	Version
GAGRIRS1759_0037A	400VEL EKO 3.0 Left-hand maintenance version with integrated electrical heater.
GAGRIRS1760_0039A	400VWL EKO 3.0 Left-hand maintenance version prepared for optional water heater.
GAGRIRS1757_0036A	400VER EKO 3.0 Right-hand maintenance version with integrated electrical heater.
GAGRIRS1758_0038A	400VVR EKO 3.0 Right-hand maintenance version prepared for optional water heater.

### 400VE / VW EKO 3.0

Water heater (optional) VW ver.	AVS 200
Electrical heater VE ver.	phase/voltage [50Hz/VAC] ~1, 230
	[kW] 1,2
EC fans	phase/voltage [50Hz/VAC] ~1, 230
exhaust	power/current [kW/A] 0,135/1,2
	fan speed [min <sup>-1</sup> ] 3490
supply	power/current [kW/A] 0,135/1,2
	fan speed [min <sup>-1</sup> ] 3490
Thermal efficiency up to*	75%
Max power consumption VE / VW	[kW/A] 1,48/6,84 0,35/2,66
Control board	PRV V2.2
Filter class	exhaust/supply M5/F7
Housing insulation, mineral wool	[mm] 50
Colour	RAL white 9016
Weight (net, without packing)	[kg] 79
Comply with ERP	2013; 2015
Operation	indoors
Housing protection class	IP 34

\* Calculated according EN 380.

### 400V EKO 3.0

	Lwa total, dB(A)	LWA, dB(A)						
		125 Hz	250 Hz	500 Hz	1 kHz	2 kHz	4 kHz	8 kHz
Supply	70	64	59	61	66	63	54	52
Extract	61	55	57	57	49	43	34	30
Surrounding	54	51	48	41	42	43	33	28

Measured at 418 m³/h, 120 Pa

Temperature efficiency (balanced mass flow) EN 308:  
 Extract air = 20°C/60%RH  
 Outdoor air = -20°C

### Certifications

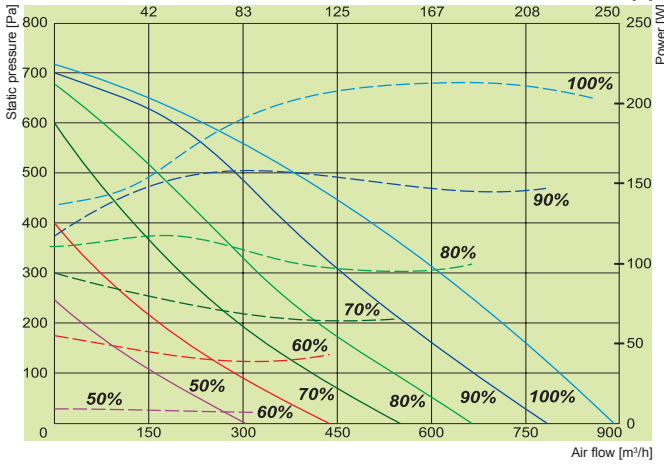
EUROVENT certified  
 rotor heat exchanger performance



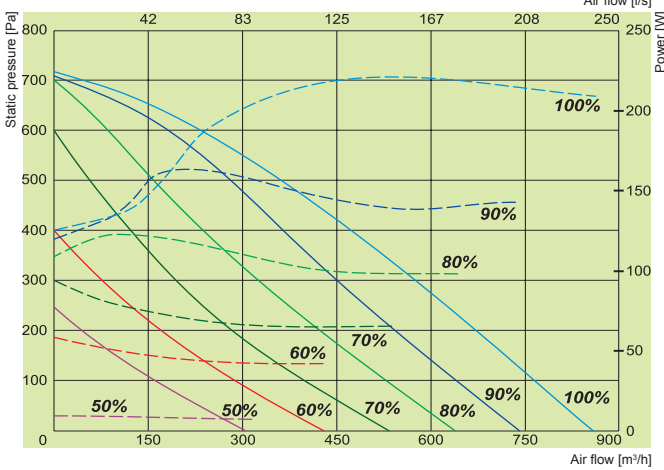
# RIRS V EKO

## RIRS 700V EKO 3.0

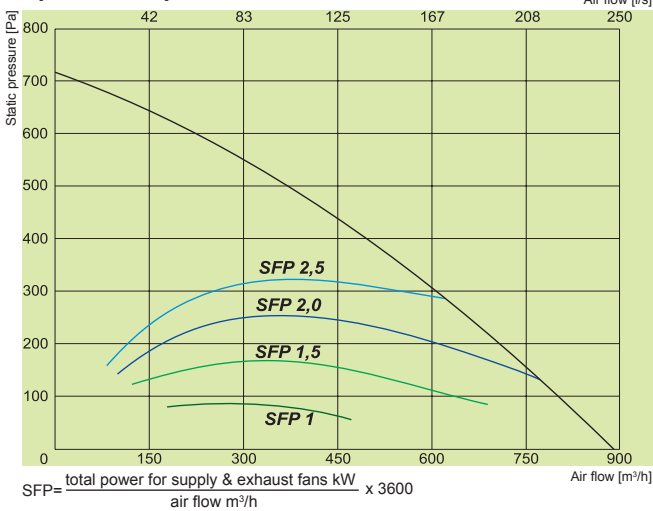
Supply air Performance  
Power consumption



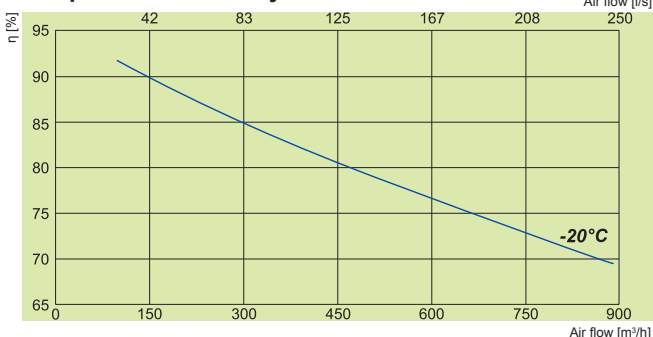
### Exhaust air



### Specific fan power

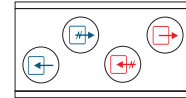


### Temperature efficiency



### RIRS 700VL EKO 3.0

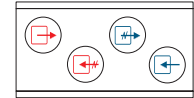
Air intake side (L- left)



View from inspection side

### RIRS 700VR EKO 3.0

Air intake side (R- right)



View from inspection side

Exhaust air Extract air Fresh air Supply air

Article No.	Version
GAGRIRS1770_0033A	700VEL EKO 3.0 Left-hand maintenance version with integrated electrical heater.
GAGRIRS1771_0035A	700VWL EKO 3.0 Left-hand maintenance version prepared for optional water heater.
GAGRIRS1766_0032A	700VER EKO 3.0 Right-hand maintenance version with integrated electrical heater.
GAGRIRS1768_0034A	700VVR EKO 3.0 Right-hand maintenance version prepared for optional water heater.

### 700VE / VW EKO 3.0

Water heater (optional) VW ver.	AVS 250
Electrical heater VE ver.	phase/voltage [50Hz/VAC] ~1, 230
	[kW] 2,0
EC fans	phase/voltage [50Hz/VAC] ~1, 230
exhaust	power/current [kW/A] 0,222 /1,8
	fan speed [min <sup>-1</sup> ] 3380
supply	power/current [kW/A] 0,216 /1,71
	fan speed [min <sup>-1</sup> ] 3380
Thermal efficiency up to*	74%
Max power consumption VE / VW	[kW/A] 2,45/12,31 0,45/3,61
Control board	PRV V2.2
Filter class	exhaust/supply M5/F7
Housing insulation, mineral wool	[mm] 50
Colour	RAL white 9016
Weight (net, without packing)	[kg] 104
Comply with ERP	2013; 2015
Operation	indoors
Housing protection class	IP 34

\* Calculated according EN 308.

700V EKO 3.0	Lwa total, dB(A)	LWA, dB(A)						
		125 Hz	250 Hz	500 Hz	1 kHz	2 kHz	4 kHz	8 kHz
Supply	76	67	69	70	69	68	63	62
Extract	63	52	60	58	47	44	38	35
Surrounding	55	47	50	49	44	43	39	39

Measured at 755 m³/h, 152 Pa

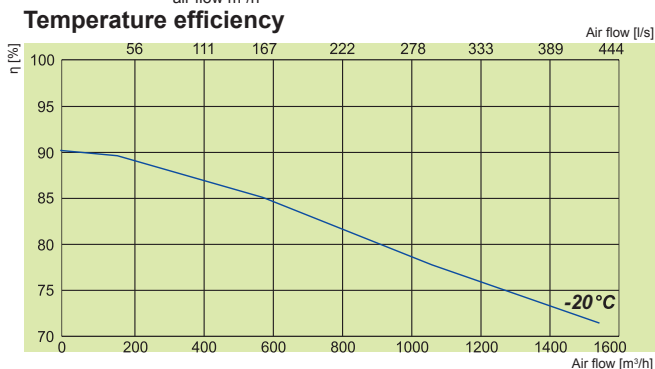
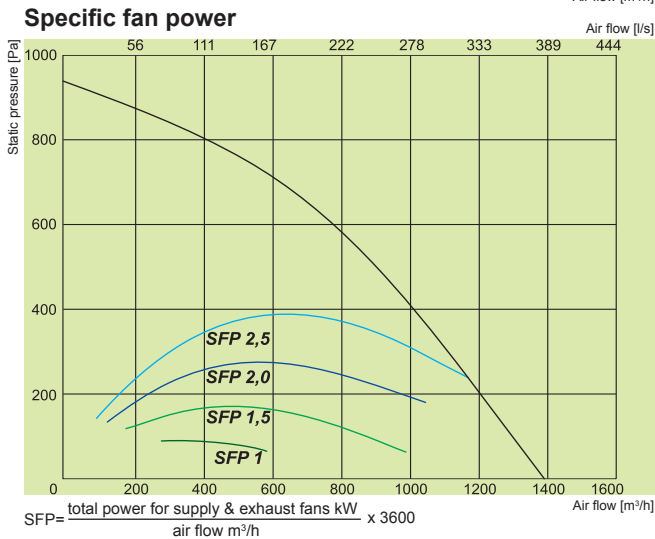
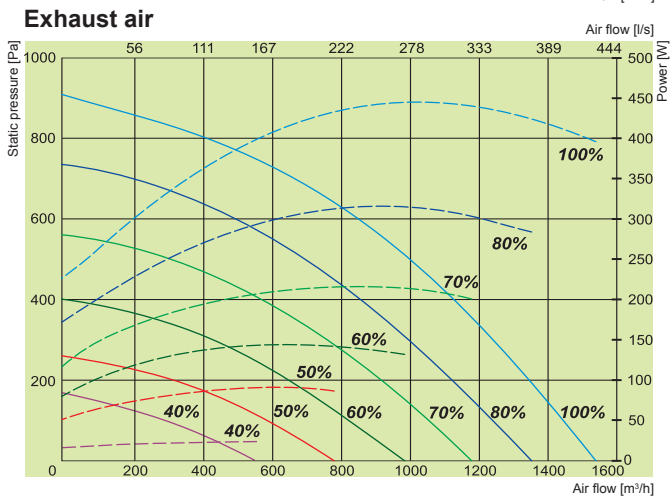
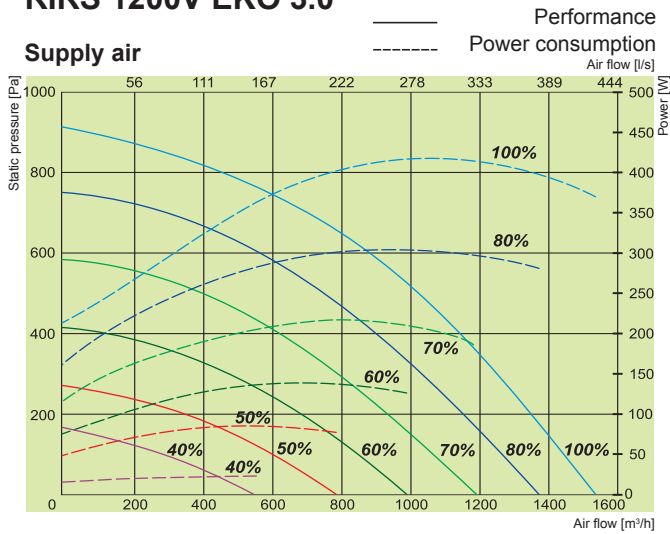
Temperature efficiency (balanced mass flow) EN 308:  
Extract air = 20°C/60%RH  
Outdoor air = -20°C

### Certifications

EUROVENT certified  
rotor heat exchanger performance

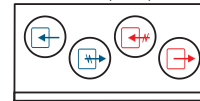


## RIRS 1200V EKO 3.0



### RIRS 1200VL EKO 3.0

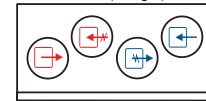
Air intake side (L- left)



View from inspection side

### RIRS 1200VR EKO 3.0

Air intake side (R- right)



View from inspection side

Exhaust air (blue arrow), Extract air (red arrow), Fresh air (light blue arrow), Supply air (red arrow)

Article No.	Version
GAGRIRS1678_0003C	1200VEL EKO 3.0 Left-hand maintenance version with integrated electrical heater.
GAGRIRS1679_0004A	1200VWL EKO 3.0 Left-hand maintenance version prepared for optional water heater.
GAGRIRS1675_0001C	1200VER EKO 3.0 Right-hand maintenance version with integrated electrical heater.
GAGRIRS1677_0002A	1200VWR EKO 3.0 Right-hand maintenance version prepared for optional water heater.

### 1200VE / VW EKO 3.0

Water heater (optional) VW ver.	AVS 315
Electrical heater VE ver.	phase/voltage [50Hz/VAC] ~2, 400
	[kW] 4,0
EC fans	phase/voltage [50Hz/VAC] ~1, 230
exhaust	power/current [kW/A] 0,408 /2,71
	fan speed [min <sup>-1</sup> ] 3400
supply	power/current [kW/A] 0,415 /2,81
	fan speed [min <sup>-1</sup> ] 3400
Thermal efficiency up to*	74%
Max power consumption VE/VW	[kW/A] 4,84 /15,69
Control board	PRV V2.2
Filter class	exhaust/supply M5/F7
Housing insulation, mineral wool	[mm] 50
Colour	RAL grey 7040
Weight (net, without packing)	[kg] 180
Comply with ERP	2013; 2015
Operation	indoors
Housing protection class	IP 34

\* Calculated according EN 308.

1200V EKO 3.0	Lwa total, dB(A)	LWA, dB(A)						
		125 Hz	250 Hz	500 Hz	1 kHz	2 kHz	4 kHz	8 kHz
Supply	78	63	74	71	70	69	64	55
Extract	67	57	63	56	52	53	51	37
Surrounding	57	47	54	49	47	49	46	36

Measured at 1351 m³/h, 181 Pa

Temperature efficiency (balanced mass flow) EN 308:  
Extract air = 20°C/60%RH  
Outdoor air = -20°C

### Certifications

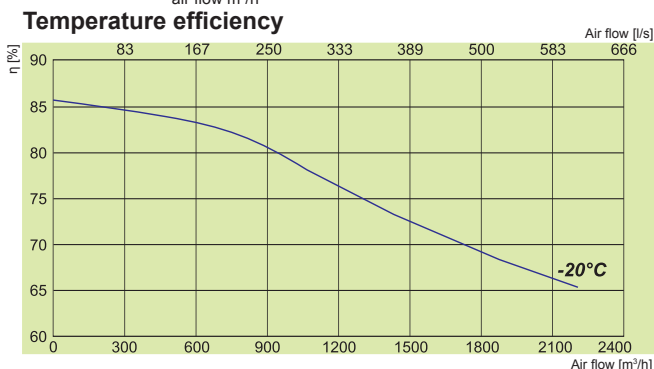
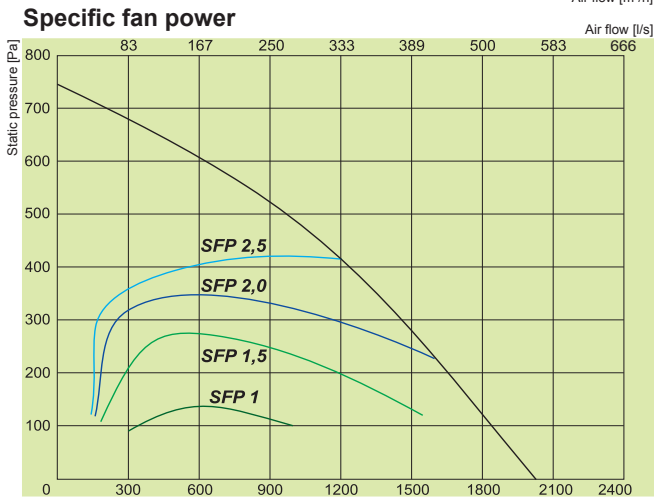
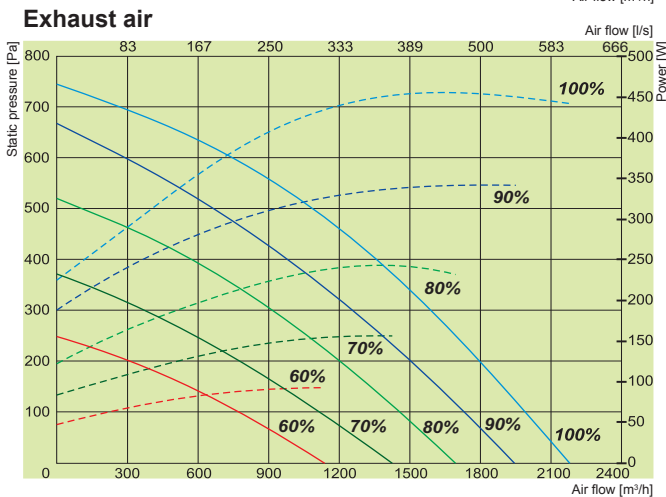
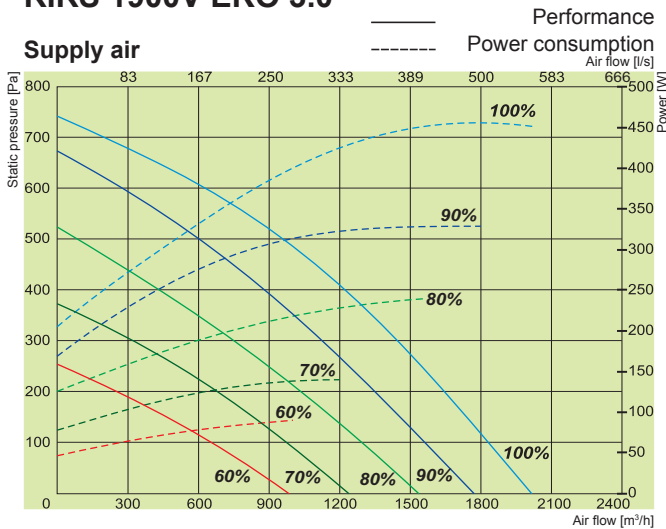
EUROVENT certified  
rotor heat exchanger performance





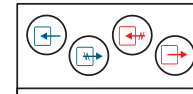
# RIRS V EKO

## RIRS 1900V EKO 3.0



### RIRS 1900VL EKO 3.0

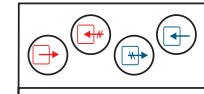
Air intake side (L- left)



View from inspection side

### RIRS 1900VR EKO 3.0

Air intake side (R- right)



View from inspection side

← Exhaust air    
 ↻ Extract air    
 → Fresh air    
 ← Supply air

Article No.	Version	
GAGRIRS1712_0011B	1900VEL EKO 3.0	Left-hand maintenance version with integrated electrical heater.
GAGRIRS1713_0012A	1900VWL EKO 3.0	Left-hand maintenance version prepared for optional water heater.
GAGRIRS1708_0009B	1900VER EKO 3.0	Right-hand maintenance version with integrated electrical heater.
GAGRIRS1711_0010A	1900VVR EKO 3.0	Right-hand maintenance version prepared for optional water heater.

### 1900VE / VW EKO 3.0

Water heater (optional) VW ver.	AVS 315
Electrical heater VE ver. phase/voltage [50Hz/VAC]	~3, 400
	[kW]
	9,0
EC fans phase/voltage [50Hz/VAC]	~1, 230
exhaust power/current [kW/A]	0,49/3,15
	fan speed [min <sup>-1</sup> ]
	2600
supply power/current [kW/A]	0,485/3,15
	fan speed [min <sup>-1</sup> ]
	2600
Thermal efficiency up to*	74%
Max power consumption VE / VW [kW/A]	9,99/19,47
Control board	PRV V2.2
Filter class exhaust/supply	M5/F7
Housing insulation, mineral wool [mm]	50
Colour RAL	grey 7040
Weight (net, without packing) [kg]	180
Comply with ERP	2013; 2015
Operation	indoors
Housing protection class	IP 34

\* Calculated according to EN 308.

1900V EKO 3.0	Lwa total, dB(A)	LWA, dB(A)						
		125 Hz	250 Hz	500 Hz	1 kHz	2 kHz	4 kHz	8 kHz
Supply	80	58	76	71	72	71	70	62
Extract	69	56	67	60	54	58	57	48
Surrounding	60	44	57	51	49	53	52	45

Measured at 1879 m³/h, 101 Pa

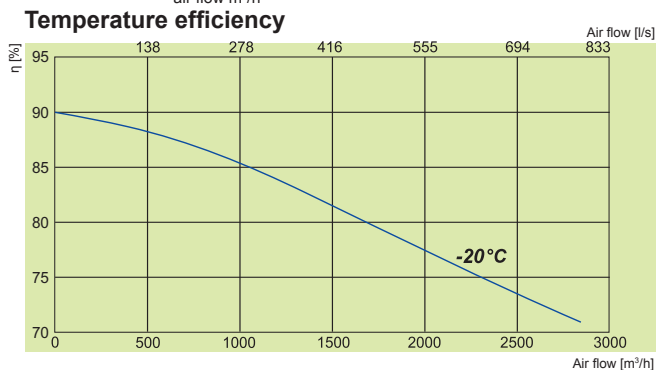
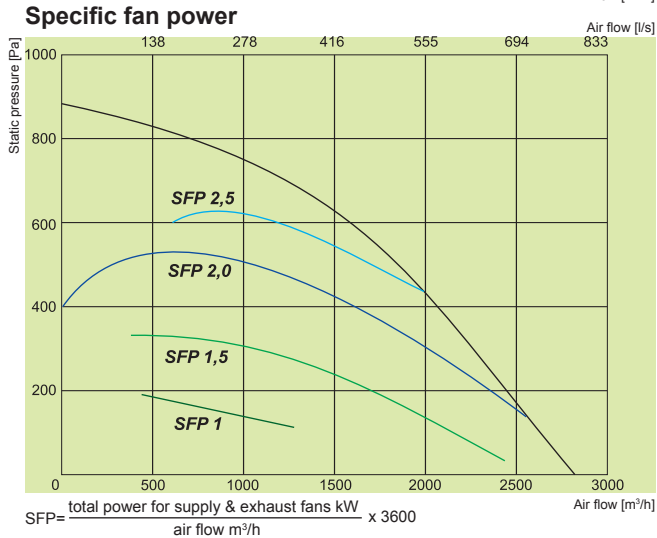
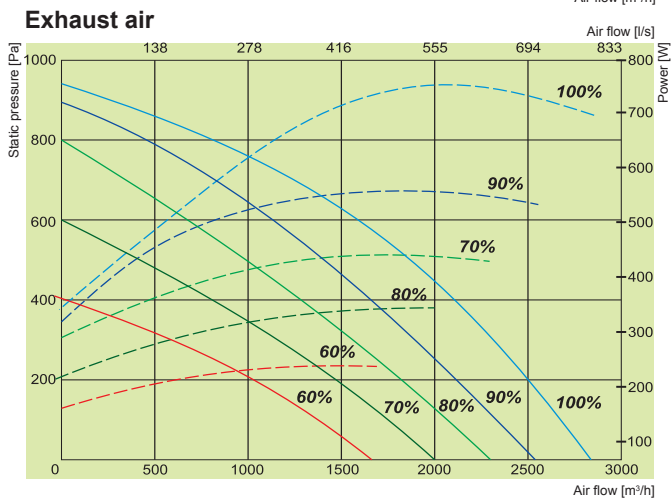
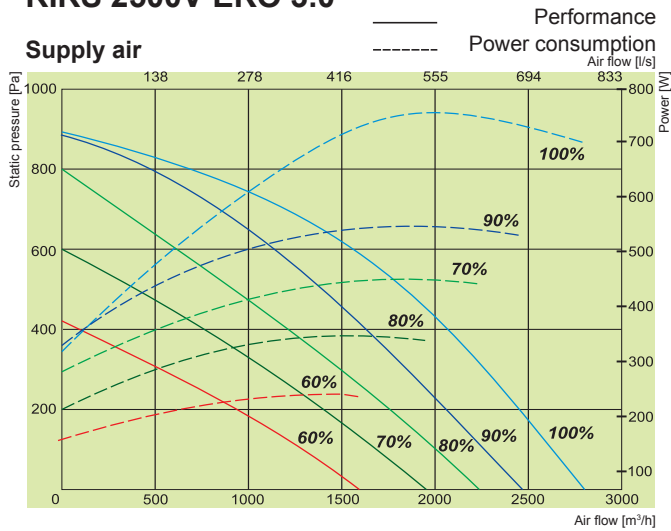
Temperature efficiency (balanced mass flow) EN 308:  
 Extract air = 20°C/60%RH  
 Outdoor air = -20°C

### Certifications

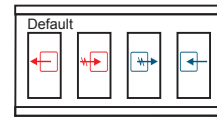
EUROVENT certified  
 rotor heat exchanger performance



## RIRS 2500V EKO 3.0



### RIRS 2500VR EKO 3.0 (convertable) ver.



View from inspection side

➔ Exhaust air   
 ➔ Extract air   
 ➔ Fresh air   
 ➔ Supply air

Article No.	Version
GAGRIRS1883_0066B	2500VER EKO 3.0 Integrated electrical heater
GAGRIRS1887_0069A	2500VWR EKO 3.0 Optional water heater
GAGRIRS1901_0074B	2500VER EKO 3.0 Integrated electrical heater and 0-10 rotor
GAGRIRS1902_0075A	2500VWR EKO 3.0 Optional water heater and 0-10 rotor control

### 2500VE / VW EKO 3.0

Water heater (optional) VW ver.	SVS
Electrical heater VE ver. phase/voltage [50Hz/VAC]	~3, 400
	[kW]
	9
EC fans phase/voltage [50Hz/VAC]	~1, 230
exhaust power/current [kW/A]	0,75 / 3,3
	2800
	fan speed [min <sup>-1</sup> ]
supply power/current [kW/A]	0,76 / 3,32
	2800
	fan speed [min <sup>-1</sup> ]
Thermal efficiency up to*	80%
Max power consumption VE / VW [kW/A]	10,55/19,97
Control board	PRV V2.4
Filter class exhaust/supply	M5/F7
Housing insulation, mineral wool [mm]	50
Colour RAL	grey 7040
Weight (net, without packing) [kg]	280,0 270,0
Comply with ERP	2015
Operation	indoors/outdoors**
Housing protection class	IP 34

\* Calculated according EN 308.

\*\*Under covered area.

2500V EKO 3.0	Lwa total, dB(A)	LWA, dB(A)						
		125 Hz	250 Hz	500 Hz	1 kHz	2 kHz	4 kHz	8 kHz
Supply	78	61	68	72	73	70	64	62
Extract	67	59	62	63	57	52	48	43
Surrounding	62	45	54	59	52	52	49	46

Measured at 2355 m³/h, 214 Pa

Temperature efficiency (balanced mass flow) EN 308:  
 Extract air = 20°C/60%RH  
 Outdoor air = -20°C

### Certifications

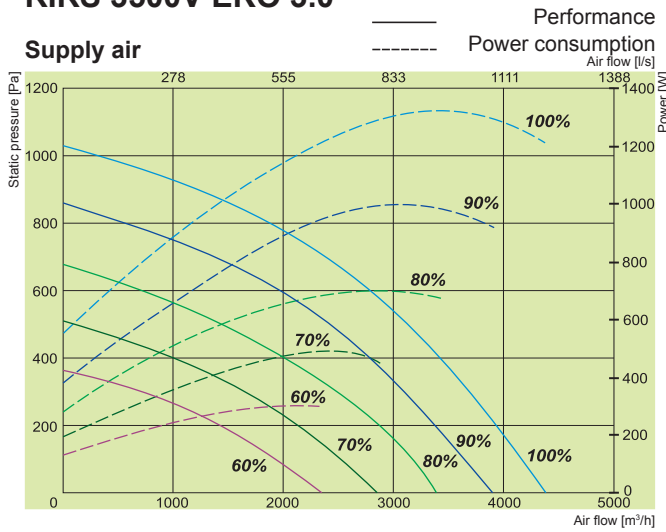
EUROVENT certified  
 rotor heat exchanger performance



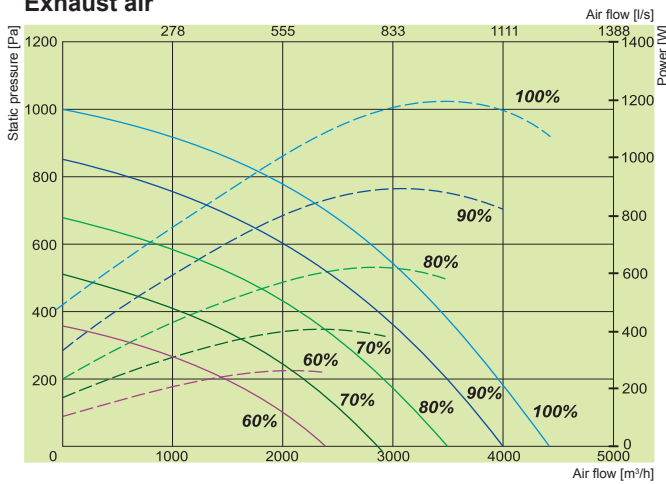
# RIRS V EKO

## RIRS 3500V EKO 3.0

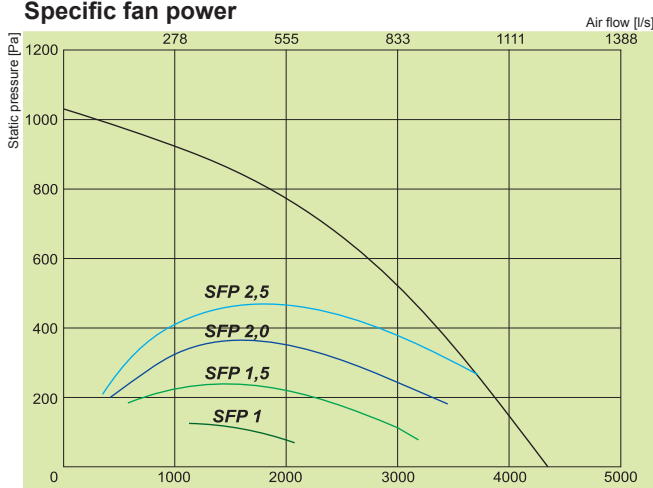
### Supply air



### Exhaust air

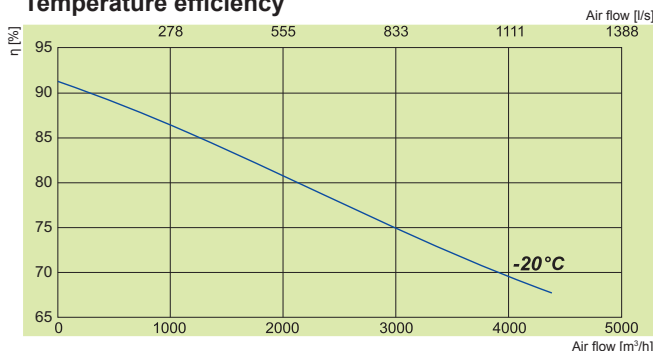


### Specific fan power

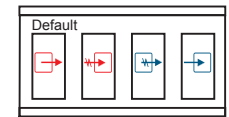


$$SFP = \frac{\text{total power for supply \& exhaust fans kW}}{\text{air flow m}^3/\text{h}} \times 3600$$

### Temperature efficiency



### RIRS 3500VR EKO 3.0 (convertible) ver.



View from inspection side

Exhaust air Extract air Fresh air Supply air

Article No.	Version
GAGRIRS1884_0067B	3500VER EKO 3.0 Integrated electrical heater
GAGRIRS1886_0070A	3500VWR EKO 3.0 Optional water heater
GAGRIRS1897_0076B	3500VER EKO 3.0 Integrated electrical heater and 0-10 rotor
GAGRIRS1898_0077A	3500VWR EKO 3.0 Optional water heater and 0-10 rotor control

### 3500VE / VW EKO 3.0

Water heater (optional) VW ver.	SVS
Electrical heater VE ver. phase/voltage [50Hz/VAC]	~3, 400
	[kW]
	12
EC fans phase/voltage [50Hz/VAC]	~1, 230
exhaust power/current [kW/A]	1,35/6
	fan speed [min <sup>-1</sup> ]
	2390
supply power/current [kW/A]	1,33/5,7
	fan speed [min <sup>-1</sup> ]
	2390
Thermal efficiency up to*	80%
Max power consumption VE / VW [kW/A]	14,72/29,35 2,72/12,05
Control board	PRV V2.4
Filter class exhaust/supply	M5/F7
Housing insulation, mineral wool [mm]	50
Colour RAL grey	7040
Weight (net, without packing) [kg]	380,0 370,0
Comply with ERP	2015
Operation	indoors/outdoors**
Housing protection class	IP 34

\* Calculated according EN 308.

\*\* Under covered area.

3500V EKO 3.0	Lwa total, dB(A)	LWA, dB(A)						
		125 Hz	250 Hz	500 Hz	1 kHz	2 kHz	4 kHz	8 kHz
Supply	82	60	74	75	76	75	73	68
Extract	72	58	70	66	60	57	51	43
Surrounding	64	55	58	59	57	53	49	45

Measured at 3728 m³/h, 242 Pa

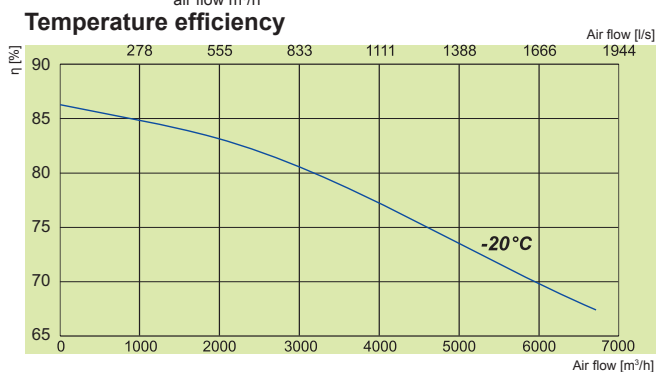
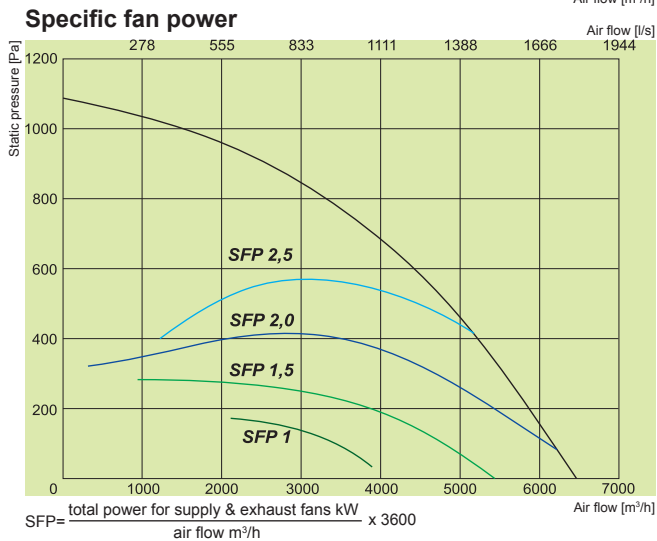
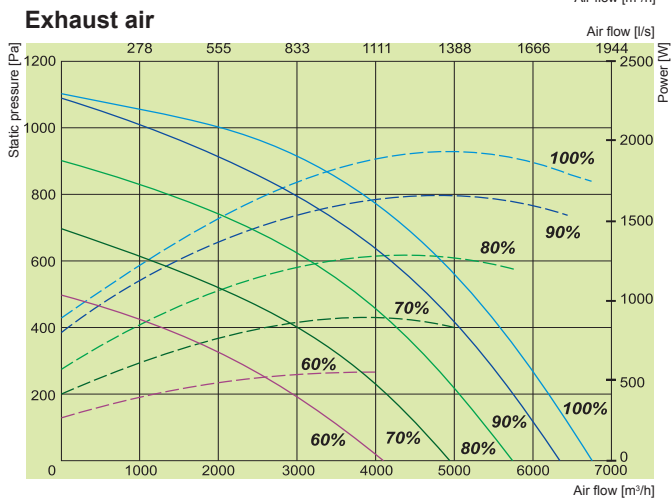
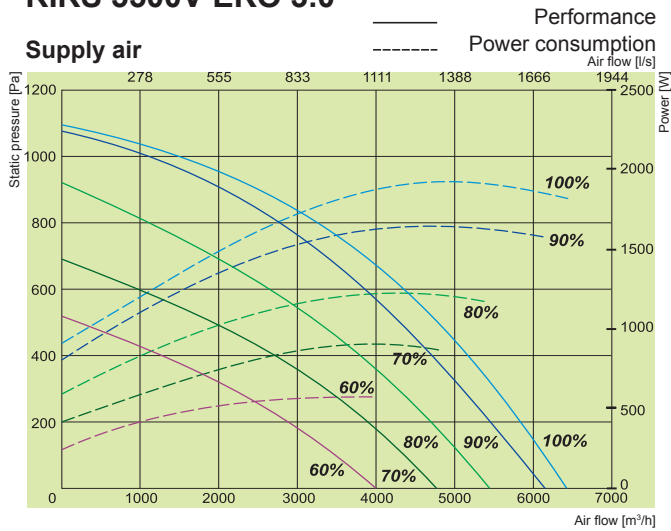
Temperature efficiency (balanced mass flow) EN 308:  
Extract air = 20°C/60%RH  
Outdoor air = -20°C

### Certifications

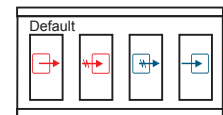
EUROVENT certified  
rotor heat exchanger performance



## RIRS 5500V EKO 3.0



### RIRS 5500VR EKO 3.0 (convertible) ver.



View from inspection side

Exhaust air    
 Extract air    
 Fresh air    
 Supply air

Article No.	Version
GAGRIRS1885_0068B	5500VER EKO 3.0 Integrated electrical heater
GAGRIRS1890_0071A	5500VWR EKO 3.0 Optional water heater

### 5500VE / VW EKO 3.0

Water heater (optional) VW ver.	SVS
Electrical heater VE ver. phase/voltage [50Hz/VAC]	~3, 400
	[kW]
	18
EC fans phase/voltage [50Hz/VAC]	~3, 400
exhaust power/current [kW/A]	1,9/3,1
fan speed [min <sup>-1</sup> ]	2180
supply power/current [kW/A]	1,9/3,1
fan speed [min <sup>-1</sup> ]	2180
Thermal efficiency up to*	80%
Max power consumption VE / VW [kW/A]	21,84/32,55
Control board	PRV V2.4
Filter class exhaust/supply	M5/F7
Housing insulation, mineral wool [mm]	50
Colour RAL grey	7040
Weight (net, without packing) [kg]	580,0
	565,0
Comply with ERP	2015
Operation	indoors/outdoors**
Housing protection class	IP 34

\* Calculated according EN 308.  
\*\*Under covered area.

5500V EKO 3.0	Lwa total, dB(A)	LWA, dB(A)						
		125 Hz	250 Hz	500 Hz	1 kHz	2 kHz	4 kHz	8 kHz
Supply	87	68	80	81	82	78	77	74
Extract	75	63	69	72	66	63	58	55
Surrounding	74	58	66	69	68	65	51	54

Measured at 5652 m³/h, 246Pa

Temperature efficiency (balanced mass flow) EN 308:  
Extract air = 20°C/60%RH  
Outdoor air = -20°C

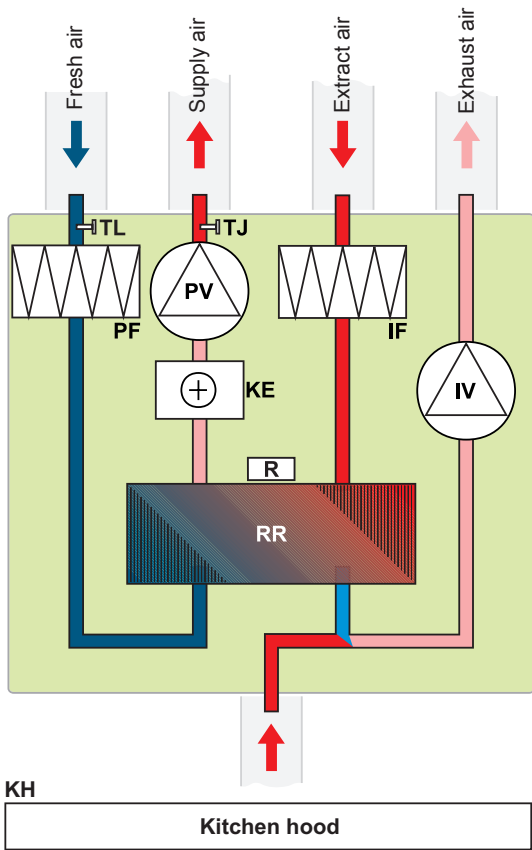
### Certifications

EUROVENT certified  
rotor heat exchanger performance



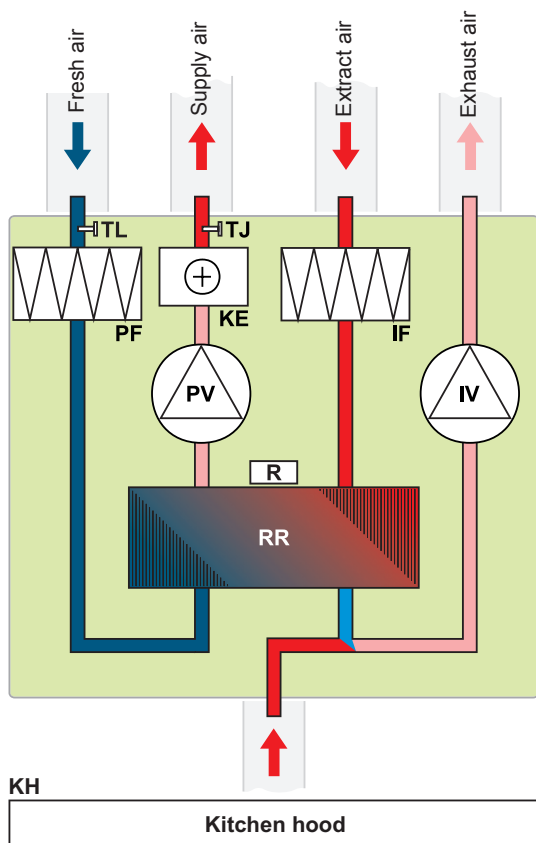
# RIRS V EKO

## RIRS 200VE EKO (vertical) with electrical heater



- IV - exhaust air fan
- PV - supply air fan
- RR - rotary heat exchanger
- R - motor of rotor heat exchanger
- KE - electrical heater
- PF - filter for supply air
- IF - filter for extract air
- TJ - supply air temperature sensor
- TL - fresh air temperature sensor
- KH - optionally supplied kitchen hood

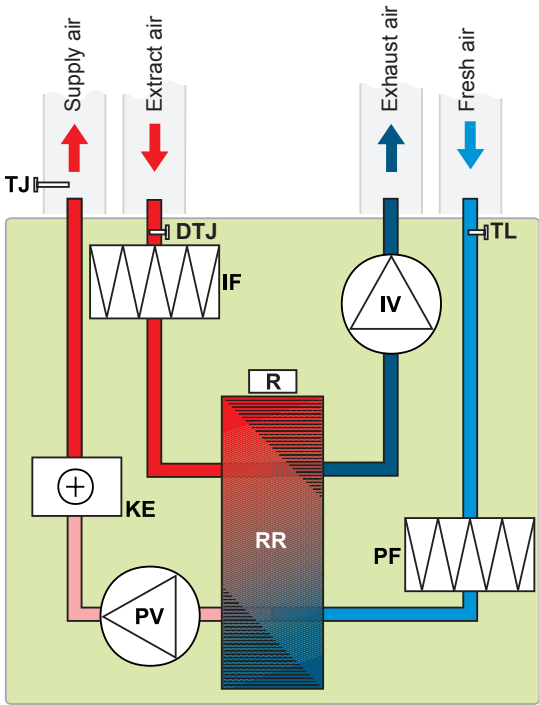
## RIRS 300VE EKO (vertical) with electrical heater



- IV - exhaust air fan
- PV - supply air fan
- RR - rotary heat exchanger
- R - rotor motor
- KE - electrical heater
- PF - fresh air filter (class M5)
- IF - extract air filter (class M5)
- TJ - temperature sensor for supply air
- TL - temperature sensor for fresh air
- KH - optionally supplied kitchen hood

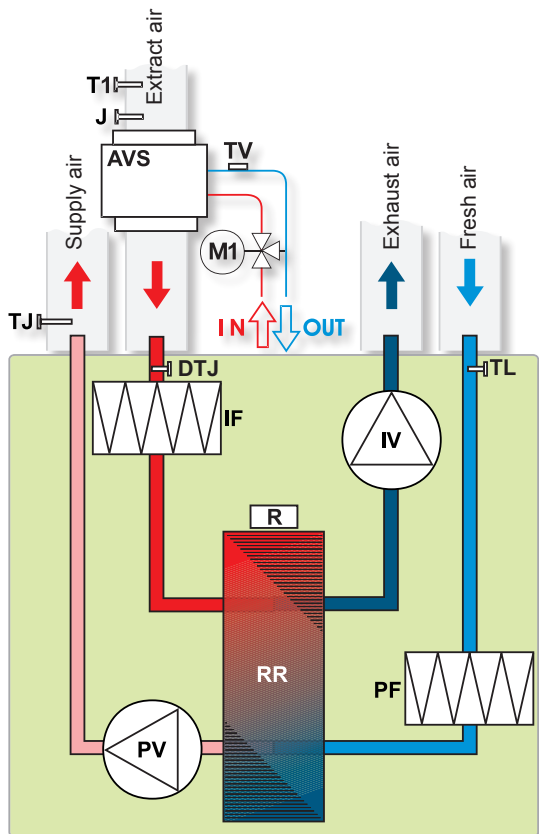


## RIRS 400VE EKO 3.0 (vertical) with electrical heater



- IV - exhaust air fan
- PV - supply air fan
- RR - rotary heat exchanger
- R - rotor motor
- KE - electrical heater
- PF - fresh air filter (class F7)
- IF - extract air filter (class M5)
- TJ - temperature sensor for supply air
- TL - temperature sensor for fresh air

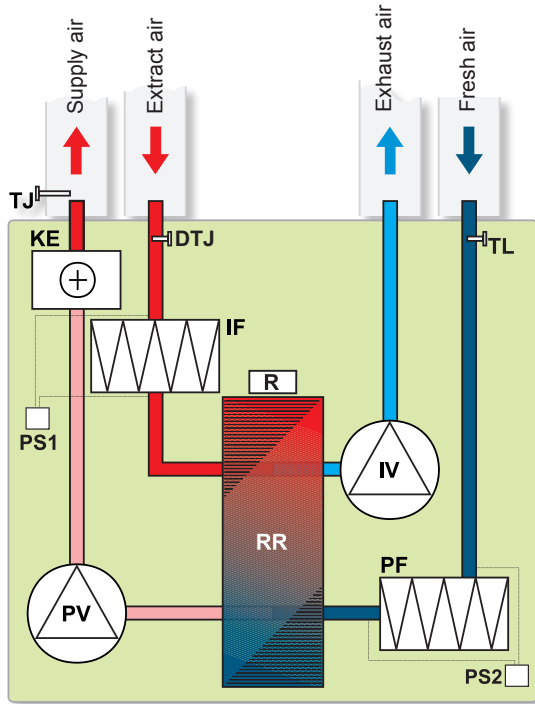
## RIRS 400VW EKO 3.0 (vertical) with water heater



- AVS - optionally supplied water heater
- IV - exhaust air fan
- PV - supplied air fan
- RR - rotary heat exchanger
- R - rotor motor
- PF - fresh air filter (class F7)
- IF - extract air filter (class M5)
- TJ - supply air temperature sensor
- TL - fresh air temperature sensor
- M1 - optionally supplied mixing valve and motor
- T1 - antifrost thermostat
- TV - antifrost sensor

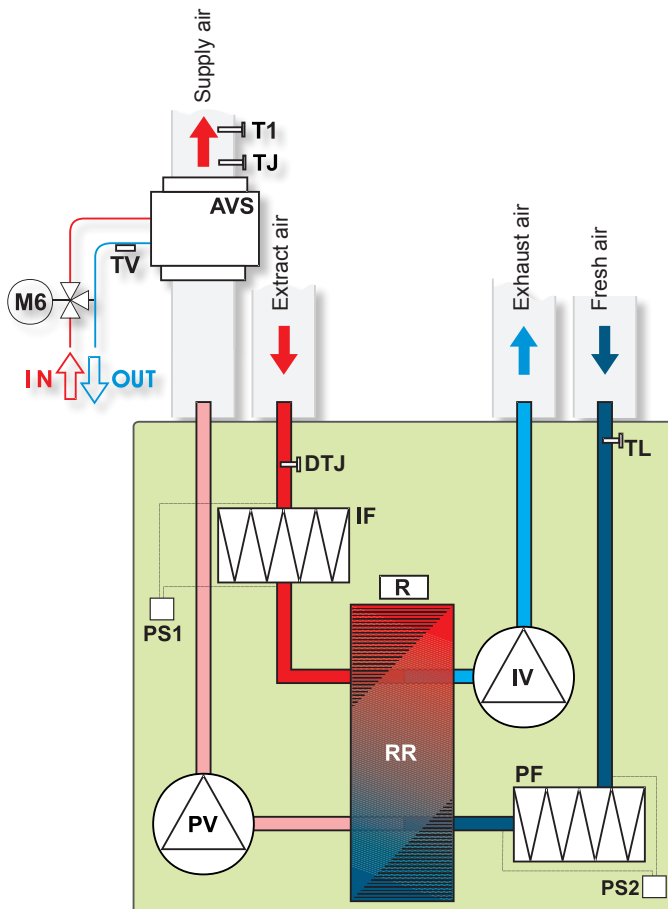
# RIRS V EKO

## RIRS 700VE EKO 3.0; 1200VE EKO 3.0; 1900VE EKO 3.0 (vertical) versions with electrical heater



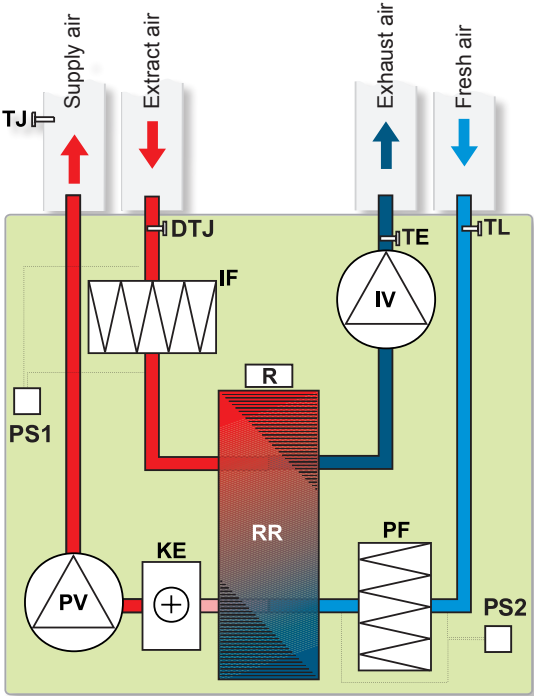
- PS1** - supply air differential pressure switch ( RIRS 1200 - 1900 VE EKO 3.0)
- PS2** - extract air differential pressure switch (RIRS 1200 - 1900 VE EKO 3.0)
- DTJ** - humidity + temperature sensor
- IV** - exhaust air fan
- PV** - supplied air fan
- RR** - rotary heat exchanger
- R** - rotor motor
- KE** - electrical heater
- PF** - fresh air filter (class F7)
- IF** - extract air filter (class M5)
- TJ** - temperature sensor for supply air
- TL** - temperature sensor for fresh air

## RIRS 700VW EKO 3.0; 1200VW EKO 3.0; 1900VW EKO 3.0 (vertical) versions with water heater



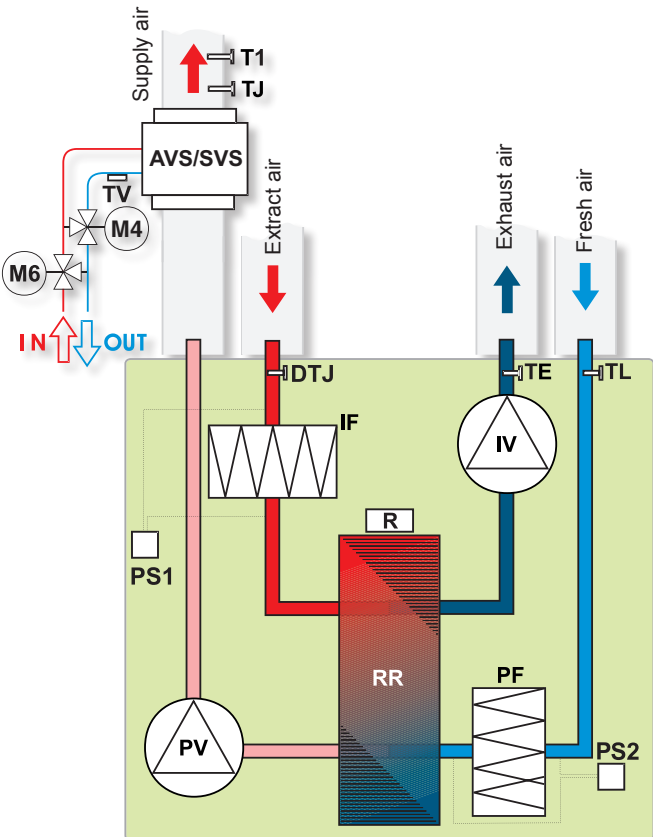
- PS1** - supply air differential pressure switch (RIRS 1200 - 1900 VW EKO 3.0)
- PS2** - extract air differential pressure switch (RIRS 1200 - 1900 VW EKO 3.0)
- AVS** - optionally supplied water heater
- DTJ** - humidity + temperature sensor
- IV** - exhaust air fan
- PV** - supplied air fan
- RR** - rotary heat exchanger
- R** - rotor motor
- PF** - fresh air filter (class F7)
- IF** - extract air filter (class M5)
- TJ** - air temperature sensor
- TL** - air temperature sensor
- M6** - optionally supplied mixing valve and motor
- T1** - supplied antifrost thermostat
- TV** - supplied antifrost sensor

**RIRS 2500VE EKO 3.0; RIRS 3500VE EKO 3.0; RIRS 5500VE EKO 3.0 (vertical) with electrical heater**



- PS1 - supply air differential pressure switch
- PS2 - extract air differential pressure switch
- DTJ - humidity + temperature sensor for extract air
- IV - exhaust air fan
- PV - supply air fan
- RR - rotary heat exchanger
- R - rotor motor
- KE1 - electrical heater
- PF - fresh air filter (class F7)
- IF - extract air filter (class M5)
- TJ - temperature sensor for supply air
- TL - temperature sensor for fresh air
- TE - temperature sensor for exhaust air

**RIRS 2500VW EKO 3.0; RIRS 3500VW EKO 3.0; RIRS 5500VW EKO 3.0 (vertical) with optional water heater**



- AVS/SVS - optionally supplied water heater
- PS1 - supply air differential pressure switch
- PS2 - extract air differential pressure switch
- DTJ - humidity + temperature sensor
- IV - exhaust air fan
- PV - supplied air fan
- RR - rotary heat exchanger
- R - rotor motor
- PF - fresh air filter (class F7)
- IF - extract air filter (class M5)
- TJ - air temperature sensor
- TL - air temperature sensor
- TE - temperature sensor for exhaust air
- M6 - optionally supplied mixing valve and motor
- M4 - water heater circulator pump
- T1 - supplied antifrost thermostat
- TV - supplied antifrost sensor