

RIRS H EKO



NEW!

AHU with heat recovery

Rekuperatoriniai įrenginiai

Centrale wentylacyjne z odzyskiem ciepła

Вентиляционные агрегаты с рекуперацией тепла



Air handling units RIRS H EKO 3.0 have high efficiency rotor heat exchanger. AHU is used for ventilation of houses and other heated areas.

- Energy saving and low noise EC fans.
- Efficiency of rotor heat exchanger up to 80%.
- Integrated electrical heater optional water heating/cooling.
- Electrical heater control 0 - 10V (RIRS 1200 – 5500 H EKO 3.0).
- Controlled air flow.
- Convertible inspection side.
- RIRS H EKO 3.0 versions can be controlled with Flex, Stouch and TPC.
- Acoustic insulation of the walls – 50mm.
- Low noise level.
- Easy mounting.
- Full integrated plug & play control system.
- Integrated pressure switch for filter pollution (RIRS 1200 - 5500 H EKO 3.0).
- Optional CO₂, pressure or airflow transmitter.
- RIRS 1200 – 5500 H EKO 3.0 optional roof and outlet cover.
- RIRS 2500 – 5500 H EKO 3.0 – can be supplied in three sections.
- RIRS 2500 - 5500H EKO 3.0 integrated motorized dampers for fresh and exhaust air.



Vėdinimo įrenginiai RIRS H EKO 3.0 pagaminti su efektyviu rotoriniu šilumokačiu. Rekuperatoriai montuojami vėdinti šildomas patalpas.

- Energiją taupantys ir tyliai dirbantys EC ventiliatoriai.
- Efektyvus rotorinis šilumokaitis, kurio grąžinama šiluma iki 80%.
- Integruotas elektrinis šildytuvas ir papildomai komplektuojamas kanalinis vandens šildytuvas/aušintuvas.
- Elektrinio šildytuvo valdymas 0-10V (RIRS 1200 – 5500 H EKO 3.0).
- Keičiamas oro srautas.
- Tiekiamo oro temperatūros valdymas.
- Keičiamos aptamavimo pusės
- Galima valdyti su Flex, Stouch ir TPC pulteliais.
- Sienulių triukšmo izoliacija – 50mm.
- Žemas triukšmo lygis.
- Greitas ir lengvas montavimas.
- „Plug & play“ paruošimas ir pilnai integruota valdymo automatika.
- Integruotas filtrų užterštumo matuoklis.
- Papildomai komplektuojamas CO₂, slėgio ar drėgmės keitiklis.
- Papildomai užsakomas stogas ir atvamzdis (RIRS 1200 – 5500 H EKO 3.0).
- RIRS 2500 - 5500H EKO 3.0 – tiekiamas trijomis sekcijomis.
- RIRS 2500 - 5500H EKO 3.0 – integruotos motorizuotos tiekiamo ir šalinamo oro sklendės.



Urządzenia wentylacyjne RIRS H EKO 3.0 wyposażone w wydajny wirnikowy wymiennik ciepła. Rekuperatory przeznaczone są do wentylacji ogrzewanych pomieszczeń.








- Energooszczędne i cicho pracujące wentylatory EC.
- Wydajny wirnikowy wymiennik ciepła, zwracający do 80% ciepła.
- Zintegrowany grzejnik elektryczny i opcjonalny kanalny wodny grzejnik/schładzacz.
- Sterowanie grzejnikiem elektrycznym 0-10V (RIRS 1200 – 5500 EKO 3.0).
- Zmienny strumień powietrza.
- Sterowanie temperatury dostarczanego powietrza.
- Zmienne strony obsługi.
- Można sterować za pomocą pilotów Flex, Stouch i TPC.
- Izolacja przeciwaślasowa ścianek – 50mm.
- Niski poziom hałasu.
- Szybki i łatwy montaż.
- Przygotowanie „Plug & play” i całkowicie zintegrowana automatyka sterowania.
- Zintegrowany miernik zanieczyszczenia filtrów.
- Opcjonalny przetwornik CO₂, ciśnienia lub wilgotności.
- Opcjonalnie zamawiany okap i króciec (RIRS 1200 – 5500 H EKO 3.0).
- RIRS 2500 - 5500H EKO 3.0 – dostarczany w trzech sekcjach.
- RIRS 2500 - 5500H EKO 3.0 – zintegrowane zasady dostarczanego i usuwanego powietrza z silnikiem.



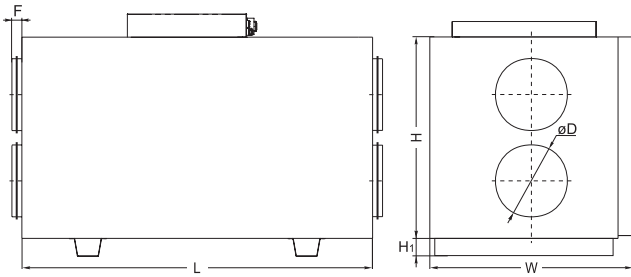
Установки с рекуперацией тепла RIRS H EKO 3.0 очищают, нагревают и подают свежий воздух. Установки RIRS H EKO 3.0 извлекают тепло у выходящего воздуха и передают его поступающему воздуху.

- Экономные и бесшумные вентиляторы EC.
- Пластинчатый теплообменник, эффективность теплоотдачи до 80 %.
- Встроенный электрический нагреватель или опция водяных охладителей/нагревателей.
- Интегрирован электрический подогреватель 0-10 V (RIRS 1200 - 5500 EKO 3.0)
- Регулируемый воздушный поток.
- Регулируемая температура приточного воздуха.
- Меняемая сторона обслуживания.
- Акустическая изоляция стенок -50мм.
- Низкий уровень шума.
- Легко монтируются.
- Интегрированная полная система управления агрегата „plug & play”.
- Установлен датчик давления для фильтра загрязнения в RIRS 400 - 5500 H EKO 3.0.
- Опциональная контроль: CO₂, давление в системе и трансмитер приточного воздуха для RIRS 400 - 5500 H EKO 3.0.
- RIRS 1200H – 5500H EKO 3.0 опция козырька и крышка розетки.
- RIRS 2500H – 5500H EKO 3.0 разделяется на 3 секции.
- RIRS 2500H – 5500H EKO 3.0 установленны моторизованы клапона для приточного и вытяжного воздуха.

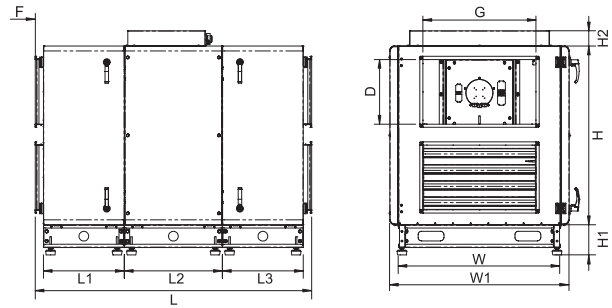
Accessories

Control panel	Sensor controller	Programmable controller	Pressure transmitter	CO2 sensors	Duct humidity sensor	Circular duct silencer	Shuft-off damper
							
Flex p. 178	Stouch p. 179	TPC p. 180	1141 p. 181	RC02-F2 p. 182	KFF-U p. 183	AKS p. 230	SKG p. 226

RIRS 400 - 1900H EKO 3.0



RIRS 2500 - 5500H EKO 3.0



RIRS 400 H E L EKO 3.0

- Equipped with new PRV V2.2 control board
- AHU with EC motors
- Air intake side (L - left; R - right)
- Heater type (E - integrated electrical heater; W - optional water heater)
- Housing type (V - vertical, H - horizontal, P - under - ceiling)
- AHU size according to air flow range m³/h
- AHU with rotor heat-exchanger

Type	Dimensions [mm]							
	L	W	H	øD	G	D	F	H ₁
RIRS 400HE/HW EKO 3.0	1000	560	610	200	-	-	30	40
RIRS 700HE/HW EKO 3.0	1100	653	700	250	-	-	40	40
RIRS 1200HE/HW EKO 3.0	1350	853	900	315	-	-	40	70
RIRS 1900HE/HW EKO 3.0	1350	853	900	315	-	-	40	70
RIRS 2500HE/HW EKO 3.0	1608	1110	1105	-	700	400	50	140
RIRS 3500HE/HW EKO 3.0	2005	1205	1433	-	700	400	50	140
RIRS 5500HE/HW EKO 3.0	1908	1394	1485	-	800	500	50	140

Type	Accessories														
	Flex Stouch TPC	1141 RC02-F2 KFF-U	AKS SKG AP	AVS AVA	SKS	SVS	Comfort Box	SP	TJP 10P CO4C***	SSB Heating	SSB Cooling	RMG 80/60°C	RMG 60/40°C	VVP/VXP 80/60°C	VVP/VXP 60/40°C
RIRS 400HE EKO 3.0	+	+	160	-	-	-	-	LM230A-TP	-	-	-	-	-	-	-
RIRS 400HW EKO 3.0	+	+	160	160	-	-	-	TF230	int	61	81	3-0,63-4	3-0,63-4	45.10-0,63	45.10-0,63
RIRS 700HE EKO 3.0	+	+	250	-	-	-	-	LM230A-TP	-	-	-	-	-	-	-
RIRS 700HW EKO 3.0	+	+	250	250	-	-	-	TF230	int	61	81	3-1,0-4	3-0,63-4	45.10-1,0	45.10-0,63
RIRS 1200HE EKO 3.0	+	+	315	-	-	-	-	LM230A-TP	-	-	-	-	-	-	-
RIRS 1200HW EKO 3.0	+	+	315	315	-	-	-	LF230	int	61	81	3-1,0-4	3-0,63-4	45.10-1,0	45.10-0,63
RIRS 1900HE EKO 3.0	+	+	315	-	-	-	-	LM230A-TP	-	-	-	-	-	-	-
RIRS 1900HW EKO 3.0	+	+	315	315	-	-	-	LF230	int	61	81	3-1,0-4	3-0,63-4	45.10-1,0	45.10-0,63
RIRS 2500HE EKO 3.0	+	+	-	-	700x400	-	600x350	int	-	-	-	-	-	-	-
RIRS 2500HW EKO 3.0	+	+	-	-	700x400	700x400	600x350	int	+	61	81	+	+	+	+
RIRS 3500HE EKO 3.0	+	+	-	-	700x400	-	800x500	int	-	-	-	-	-	-	-
RIRS 3500HW EKO 3.0	+	+	-	-	700x400	700x400	800x500	int	+	61	81	+	+	+	+
RIRS 5500HE EKO 3.0	+	+	-	-	800x500	-	800x500	int	-	-	-	-	-	-	-
RIRS 5500HW EKO 3.0	+	+	-	-	800x500	800x500	800x500	int	+	61	81	+	+	+	+

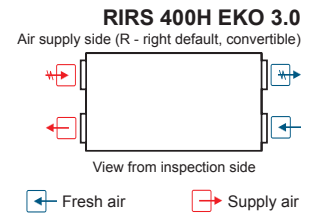
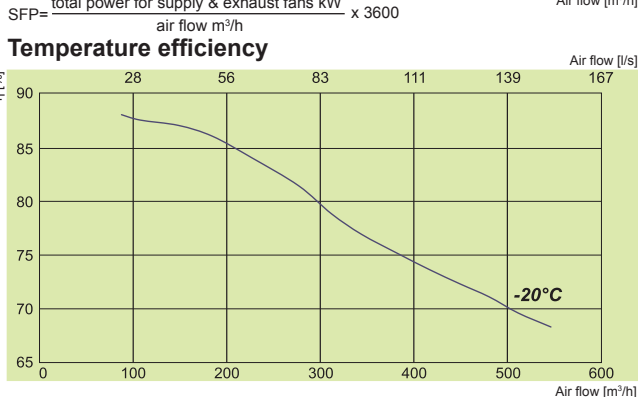
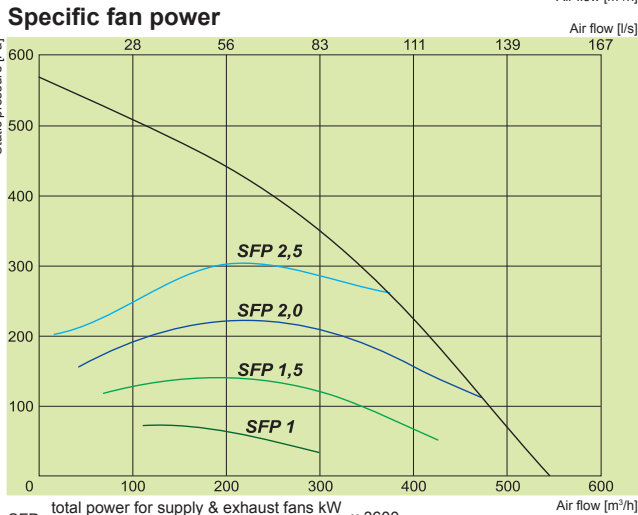
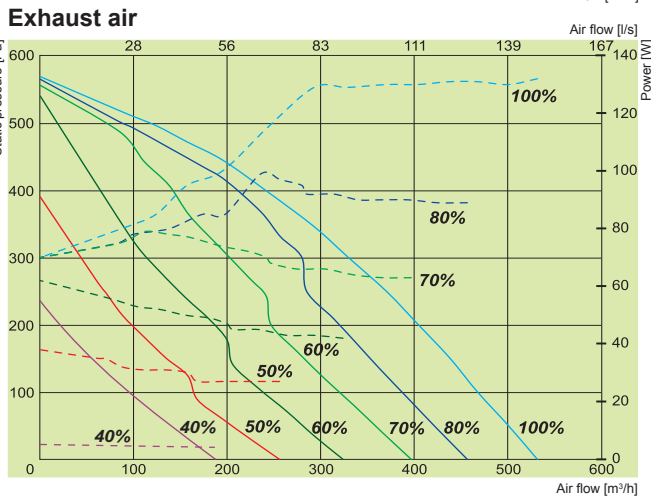
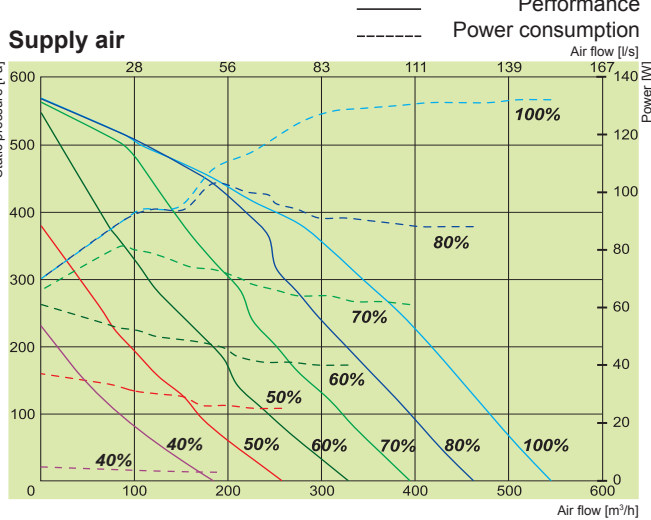
*** - anti-frost thermostat
int - already integrated into the unit

Accessories

<p>Mounting clamp</p>  <p>AP p. 229</p>	<p>Heating coil</p>  <p>AVS p. 192</p>	<p>Circular duct water cooler</p>  <p>AVA p. 202</p>	<p>Actuator for dampers</p>  <p>SP p. 188</p>	<p>Thermic water valve actuator</p>  <p>SSB p. 184</p>	<p>Mixing point</p>  <p>RMG p. 185</p>	<p>2 and 3 way valves</p>  <p>VVP/VXP p. 186</p>
--	---	---	--	---	--	---

RIRS H EKO

RIRS 400H EKO 3.0



Article No.	Version
GAGRIRS1749_0022A	400HE EKO 3.0 Integrated electrical heater.
GAGRIRS1750_0023A	400HW EKO 3.0 Optional water heater.

400HE / HW EKO 3.0	
Water heater (optional) HW ver.	AVS 200
Electrical heater HE ver.	phase/voltage [50Hz/VAC] ~1, 230
	[kW] 1,2
EC fans	phase/voltage [50Hz/VAC] ~1, 230
exhaust	power/current [kW/A] 0,132/1,16
	fan speed [min ⁻¹] 3490
supply	power/current [kW/A] 0,132/1,2
	fan speed [min ⁻¹] 3490
Thermal efficiency up to*	75%
Max power consumption HE/HW	[kW/A] 1,47/7,66 0,27/2,46
Control board	PRV V2.2
Filter class	exhaust/supply M5/F7
Housing insulation, mineral wool	[mm] 50
Colour	RAL grey 7040
Weight (net, without packing) HE / HW	[kg] 72
Comply with ERP	2013; 2015
Operation	indoors
Housing protection class	IP 34

* Calculated according to EN 13141-7.

400H EKO 3.0	Lwa total, dB(A)	LWA, dB(A)						
		125 Hz	250 Hz	500 Hz	1 kHz	2 kHz	4 kHz	8 kHz
Supply	78	70	68	72	72	70	64	65
Extract	63	53	57	61	49	45	40	32
Surrounding	55	43	44	53	48	45	44	41

Measured at 445 m³/h, 124 Pa

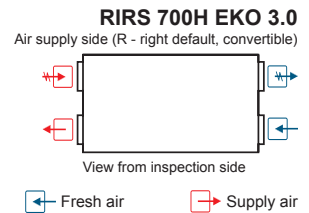
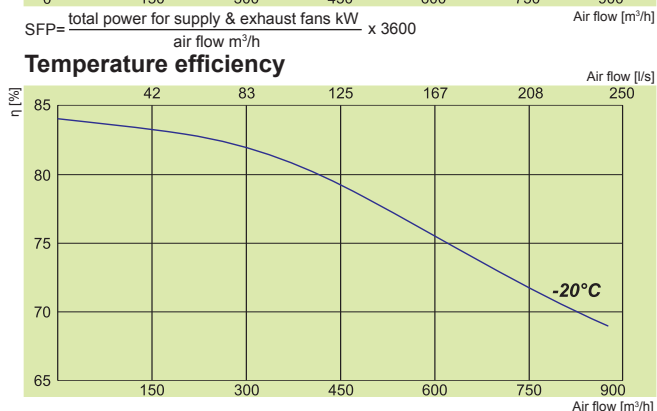
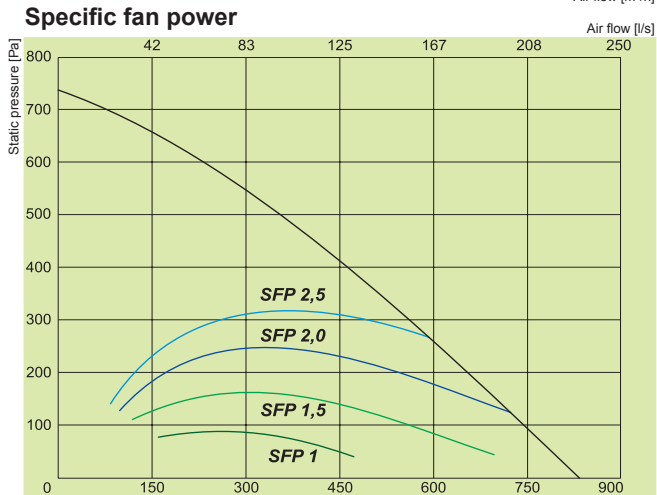
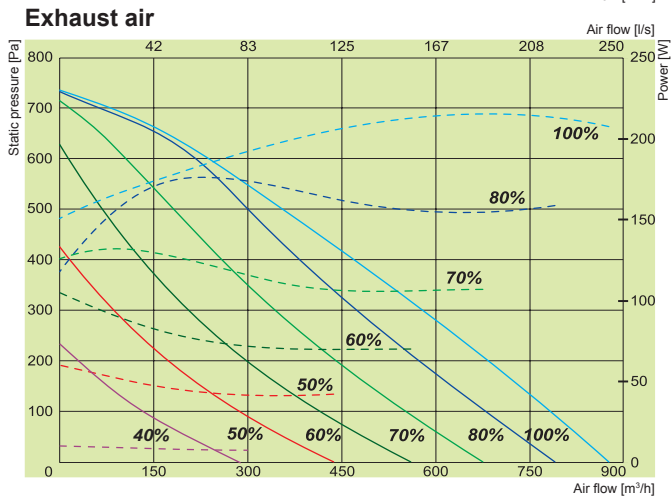
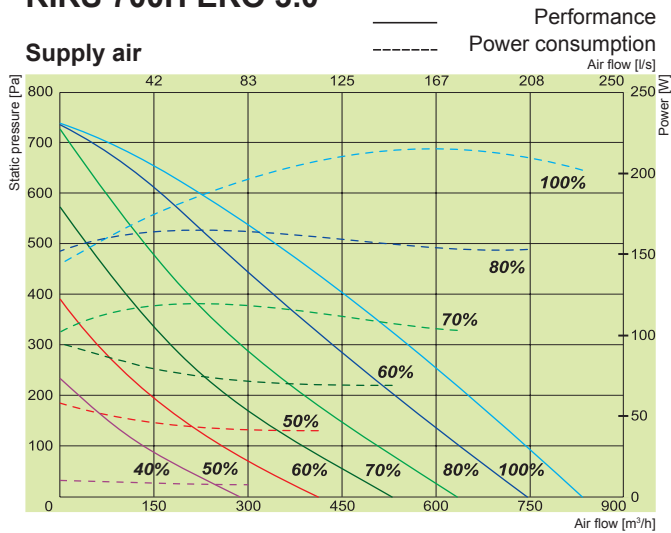
Temperature efficiency (balanced mass flow) EN 13141-7:
Extract air = 20°C/60%RH
Outdoor air = -20°C

Certifications

EUROVENT certified counter flow heat exchanger performance



RIRS 700H EKO 3.0



Article No.	Version
GAGRIRS1662_0013A	700HE EKO 3.0 Integrated electrical heater.
GAGRIRS1697_0014A	700HW EKO 3.0 Optional water heater.

700HE / HW EKO 3.0

Water heater (optional) HW ver.	AVS 250
Electrical heater HE ver.	phase/voltage [50Hz/VAC] ~1, 230
	[kW] 2,0
EC fans	phase/voltage [50Hz/VAC] ~1, 230
exhaust	power/current [kW/A] 0,217/1,88
	fan speed [min ⁻¹] 3380
supply	power/current [kW/A] 0,214/1,76
	fan speed [min ⁻¹] 3380
Thermal efficiency up to*	75%
Max power consumption HE / HW	[kW/A] 2,44/12,44 0,44/3,74
Control board	PRV V2.2
Filter class	exhaust/supply M5/F7
Housing insulation, mineral wool	[mm] 50
Colour	RAL grey 7040
Weight (net, without packing)	[kg] 96
Comply with ERP	2013; 2015
Operation	indoors
Housing protection class	IP 34

* Calculated according EN 13141-7.

700H EKO 3.0	Lwa total, dB(A)	LWA, dB(A)						
		125 Hz	250 Hz	500 Hz	1 kHz	2 kHz	4 kHz	8 kHz
Supply	78	67	68	74	72	71	65	63
Extract	65	54	62	63	53	52	48	36
Surrounding	55	48	49	51	49	46	44	43

Measured at 657 m³/h, 200 Pa

Temperature efficiency (balanced mass flow) EN 13141-7:
Extract air = 20°C/60%RH
Outdoor air = -20°C

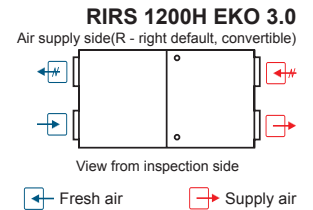
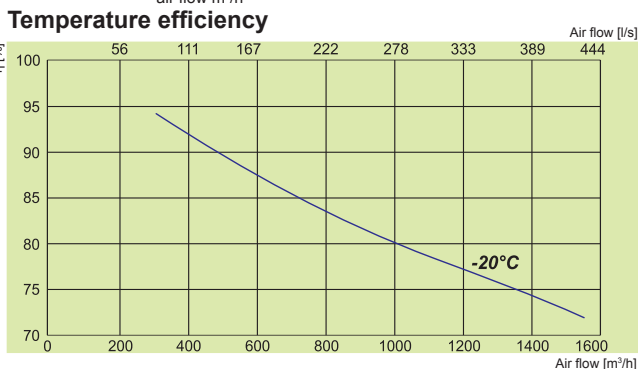
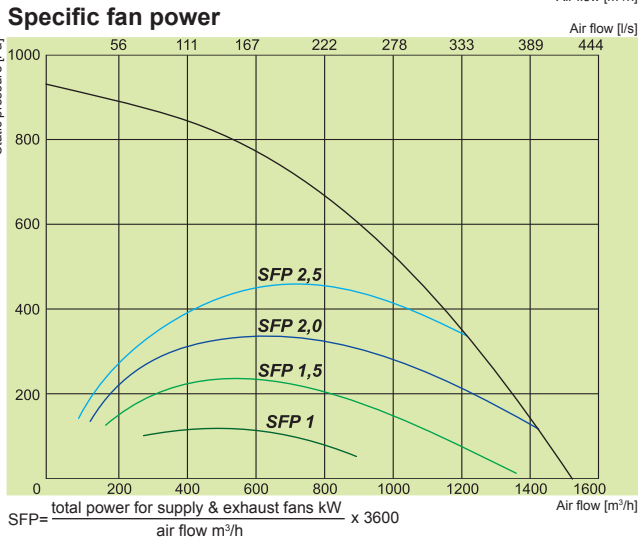
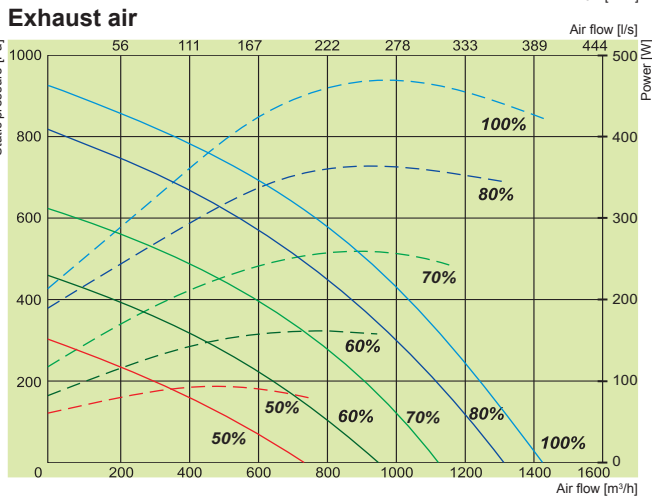
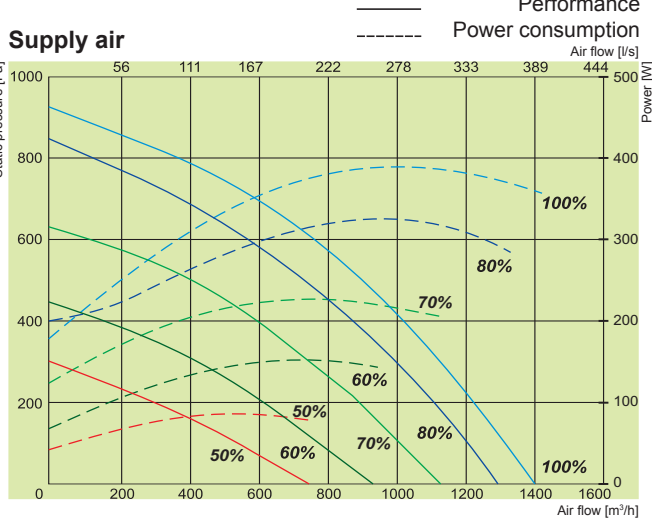
Certifications

EUROVENT certified counter flow heat exchanger performance



RIRS H EKO

RIRS 1200H EKO 3.0



Article No.	Version
GAGRIRS1671_0015C	1200HE EKO 3.0 Integrated electrical heater.
GAGRIRS1672_0016A	1200HW EKO 3.0 Optional water heater.

1200HE / HW EKO 3.0	
Water heater (optional) HW ver.	AVS 315
Electrical heater HE ver.	phase/voltage [50Hz/VAC] ~2, 400
	[kW] 4, 0
EC fans	phase/voltage [50Hz/VAC] ~1, 230
exhaust	power/current [kW/A] 0,435 / 2,8
	fan speed [min ⁻¹] 3400
supply	power/current [kW/A] 0,444 / 2,9
	fan speed [min ⁻¹] 3400
Thermal efficiency up to*	80%
Max power consumption HE / HW	[kW/A] 4,9/15,87 0,90/5,87
Control board	PRV V2.2
Filter class	exhaust/supply M5/F7
Housing insulation, mineral wool	[mm] 50
Colour	RAL grey 7040
Weight (net, without packing) HE / HW	[kg] 162 160
Comply with ERP	2013; 2015
Operation	indoors
Housing protection class	IP 34

* Calculated according to EN 13141-7.

1200H EKO 3.0	Lwa total, dB(A)	LWA, dB(A)						
		125 Hz	250 Hz	500 Hz	1 kHz	2 kHz	4 kHz	8 kHz
Supply	77	66	73	71	70	66	62	53
Extract	68	63	64	62	56	46	41	31
Surrounding	57	52	53	47	44	41	35	33

Measured at 1437 m³/h, 102 Pa

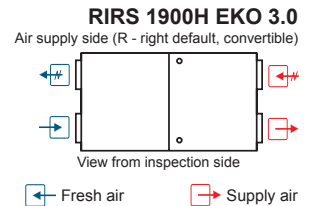
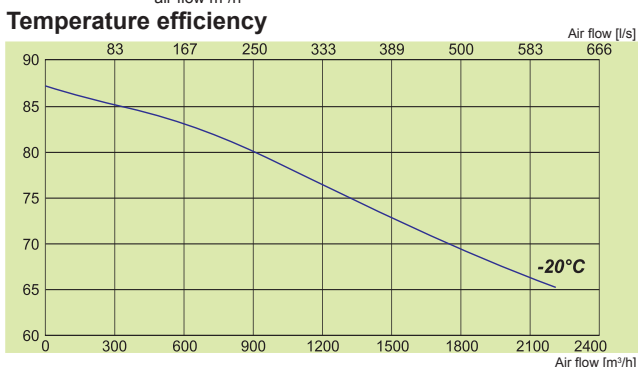
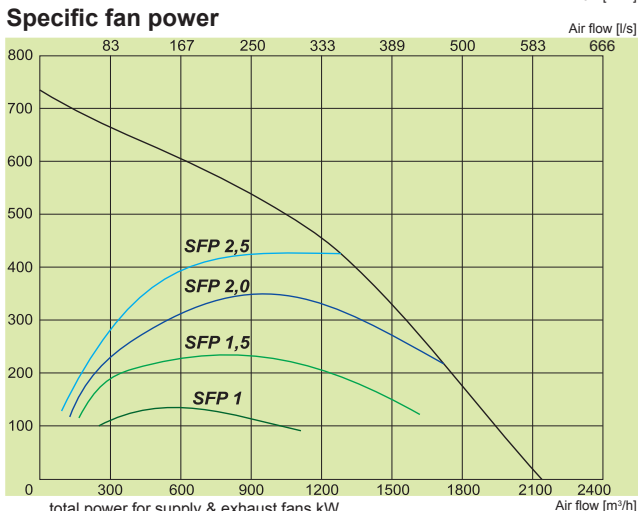
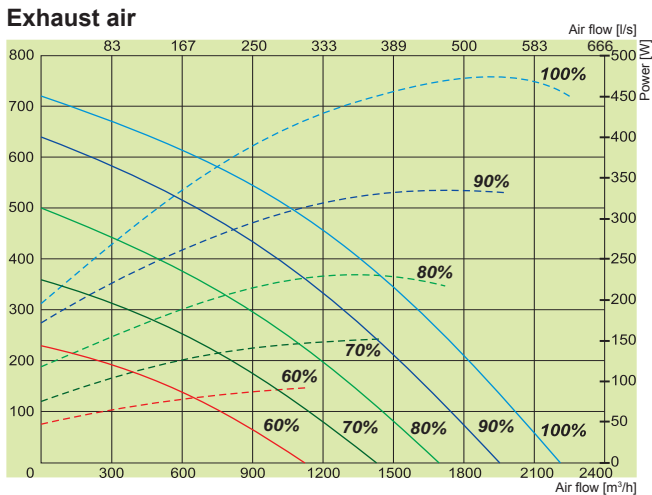
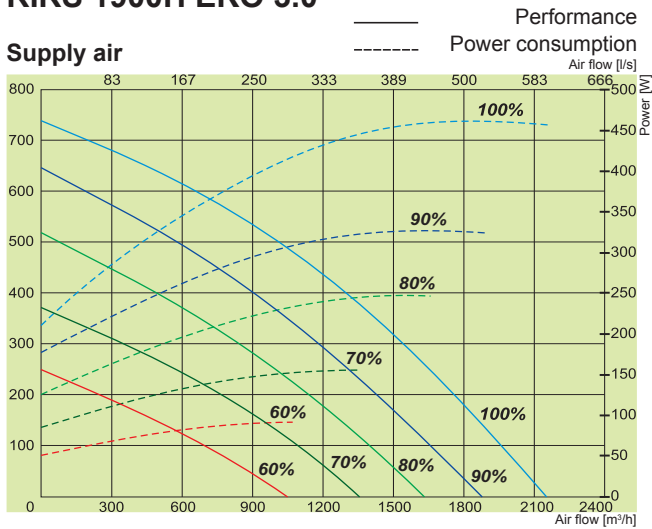
Temperature efficiency (balanced mass flow) EN 13141-7:
Extract air = 20°C/60%RH
Outdoor air = -20°C

Certifications

EUROVENT certified counter flow heat exchanger performance



RIRS 1900H EKO 3.0



Article No.	Version
GAGRIRS1719_0017B	1900HE EKO 3.0 Integrated electrical heater.
GAGRIRS1720_0019A	1900HW EKO 3.0 Optional water heater.

1900HE / HW EKO 3.0		
Water heater (optional) HW ver.		AVS 315
Electrical heater HE ver.	phase/voltage [50Hz/VAC]	~3, 400
	[kW]	9,0
EC fans	phase/voltage [50Hz/VAC]	~1, 230
exhaust	power/current [kW/A]	0,5/3,25
	fan speed [min ⁻¹]	2600
supply	power/current [kW/A]	0,49/3,2
	fan speed [min ⁻¹]	2600
Thermal efficiency up to*		74%
Max power consumption HE / HW	[kW/A]	10,0/19,62 1,0/6,62
Control board		PRV V2.2
Filter class	exhaust/supply	M5/F7
Housing insulation, mineral wool	[mm]	50
Colour	RAL	grey 7040
Weight (net, without packing)	[kg]	162 160
Comply with ERP		2013; 2015
Operation		indoors
Housing protection class	IP	34

* Calculated according EN 13141-7.

1900H EKO 3.0	Lwa total, dB(A)	LWA, dB(A)						
		125 Hz	250 Hz	500 Hz	1 kHz	2 kHz	4 kHz	8 kHz
Supply	79	55	70	70	71	75	72	63
Extract	67	53	65	60	53	54	50	36
Surrounding	61	44	58	53	51	53	50	48

Measured at 1906 m³/h, 100 Pa

Temperature efficiency (balanced mass flow) EN 13141-7:
 Extract air = 20°C/60%RH
 Outdoor air = -20°C

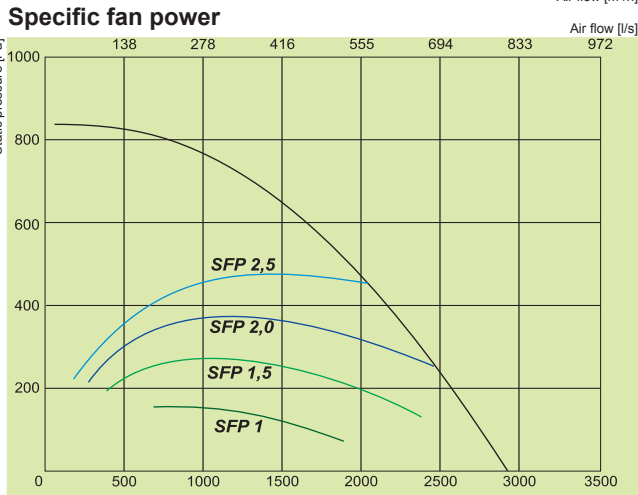
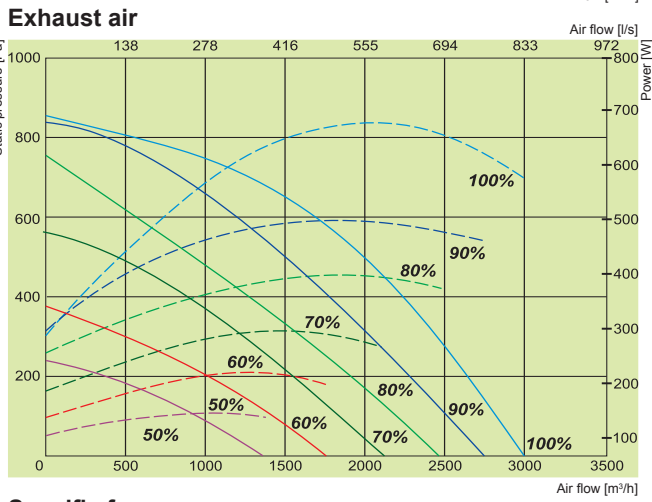
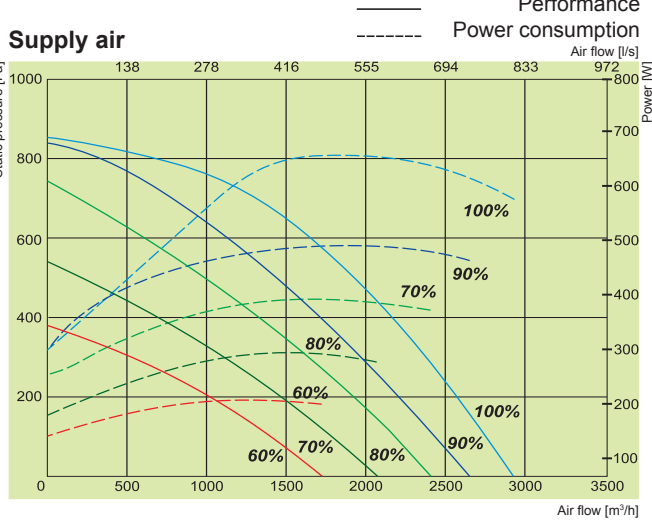
Certifications

EUROVENT certified counter flow heat exchanger performance

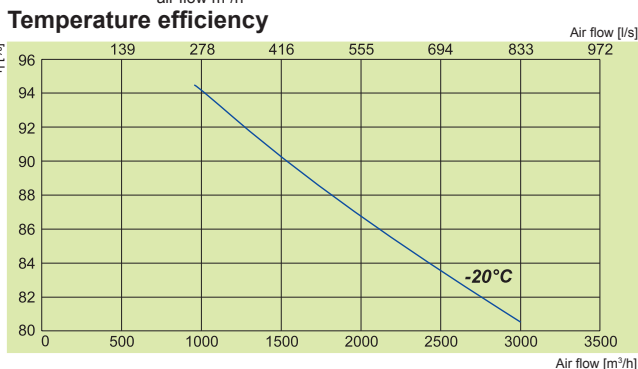


RIRS H EKO


RIRS 2500H EKO 3.0



$$SFP = \frac{\text{total power for supply \& exhaust fans kW}}{\text{air flow m}^3/\text{h}} \times 3600$$



RIRS 2500H EKO 3.0
(convertible) ver.



- Exhaust air
- Extract air
- Fresh air
- Supply air

Article No.	Version
GAGRIRS1742_0026B	2500HE EKO 3.0 Integrated electrical heater.
GAGRIRS1772_0027A	2500HW EKO 3.0 Optional water heater.

2500HE / HW EKO 3.0	
Water heater (optional) HW ver.	Comfort Box 600x350
Electrical heater HE ver.	phase/voltage [50Hz/VAC] ~3, 400
	[kW] 9,0
EC fans	phase/voltage [50Hz/VAC] ~1, 230
exhaust	power/current [kW/A] 0,75 /3,35
	fan speed [min ⁻¹] 2800
supply	power/current [kW/A] 0,71 /3,19
	fan speed [min ⁻¹] 2800
Thermal efficiency up to*	80%
Max power consumption HE / HW	[kW/A] 10,50 /19,95 1,50 /6,95
Control board	PRV V2.2
Filter class	exhaust/supply M5/F7
Housing insulation, mineral wool	[mm] 50
Colour	RAL grey 7040
Weight (net, without packing) HE / HW	[kg] 350 348
Comply with ERP	2013; 2015
Operation	indoors/outdoors
Housing protection class	IP 34

* Calculated according EN 13141-7.

2500H EKO 3.0	Lwa total, dB(A)	LWA, dB(A)						
		125 Hz	250 Hz	500 Hz	1 kHz	2 kHz	4 kHz	8 kHz
Supply	79	61	69	71	75	71	65	64
Extract	68	60	61	65	56	51	46	41
Surrounding	62	45	52	60	54	52	48	43

Measured at 2599 m³/h, 180 Pa

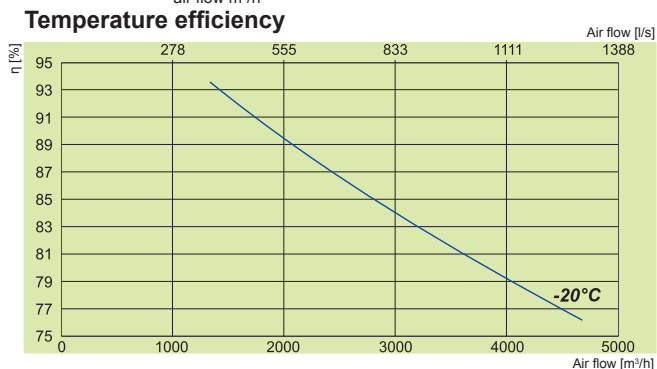
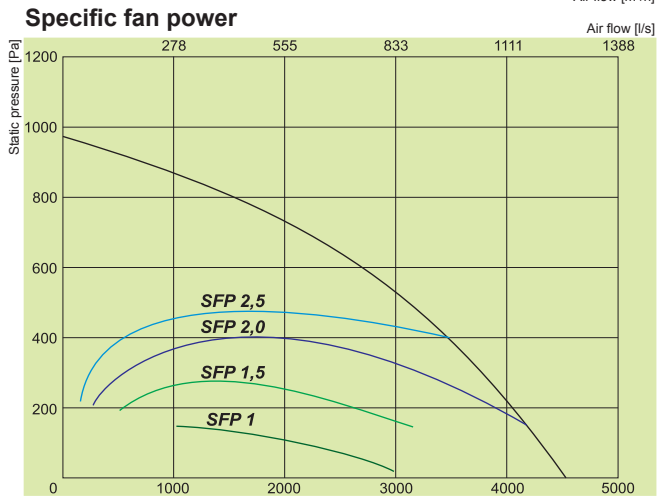
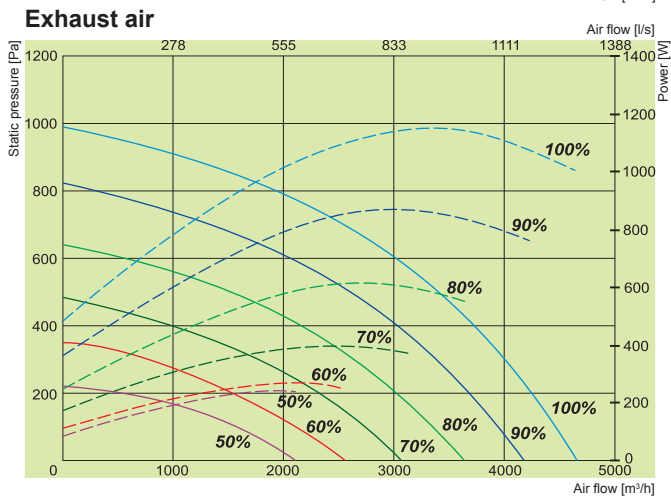
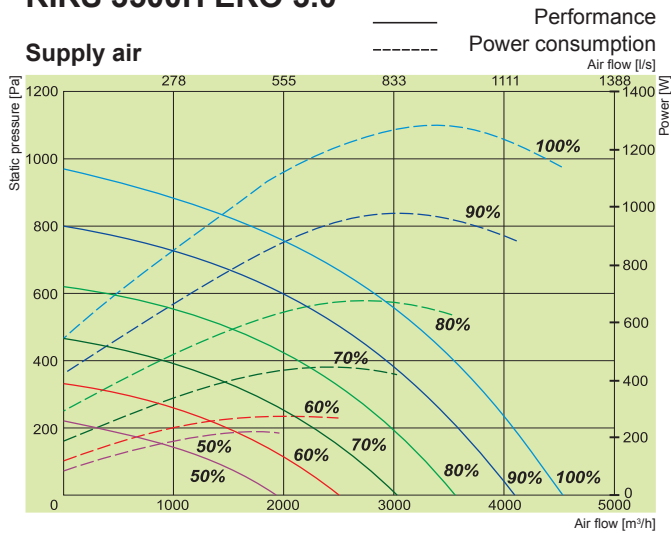
Temperature efficiency (balanced mass flow) EN 13141-7:
Extract air = 20°C/60%RH
Outdoor air = -20°C

Certifications


EUROVENT certified counter flow heat exchanger performance



RIRS 3500H EKO 3.0



RIRS 3500H EKO 3.0
(convertible) ver.



Exhaust air Extract air Fresh air Supply air

Article No.	Version
GAGRIRS1764_0020B	3500HE EKO 3.0 Integrated electrical heater.
GAGRIRS1765_0021A	3500HW EKO 3.0 Optional water heater.

3500HE / HW EKO 3.0

Water heater (optional) HW ver.	Comfort Box 800x500		
Electrical heater HE ver.	phase/voltage [50Hz/VAC]	~3,400	
	[kW]	9,0	
EC fans	phase/voltage [50Hz/VAC]	~1,230	
exhaust	power/current [kW/A]	1,340/6	
	fan speed [min ⁻¹]	2390	
supply	power/current [kW/A]	1,3/5,75	
	fan speed [min ⁻¹]	2390	
Thermal efficiency up to*		80%	
Max power consumption HE / HW	[kW/A]	14,68/29,43	2,68/12,13
Control board			PRV V2.2
Filter class	exhaust/supply		M5/F7
Housing insulation, mineral wool	[mm]	50	
Colour	RAL	grey	7040
Weight (net, without packing) HE / HW	[kg]	492	490
Comply with ERP			2013; 2015
Operation			indoors
Housing protection class	IP		34

* Calculated according EN 13141-7.

3500HW EKO 3.0	Lwa total, dB(A)	LWA, dB(A)						
		125 Hz	250 Hz	500 Hz	1 kHz	2 kHz	4 kHz	8 kHz
Supply	84	59	73	79	78	77	75	70
Extract	74	60	72	68	62	59	53	42
Surrounding	66	55	60	61	58	56	50	48

Measured at 4055 m³/h, 225 Pa

Temperature efficiency (balanced mass flow) EN 13141-7:
Extract air = 20°C/60%RH
Outdoor air = -20°C

Certifications

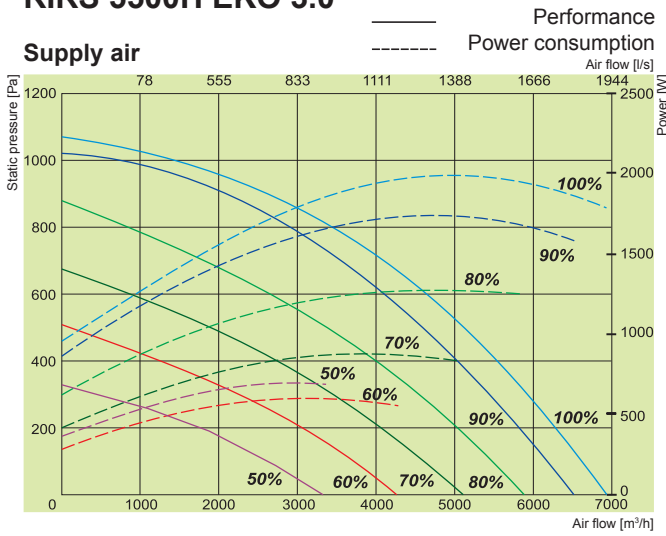
EUROVENT certified counter flow heat exchanger performance



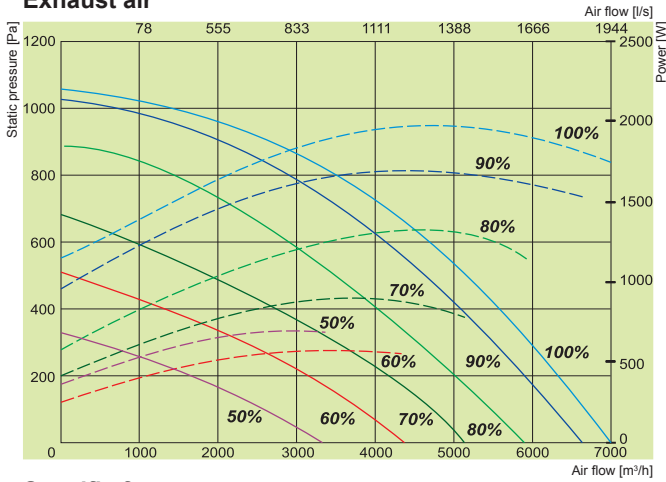
RIRS H EKO

RIRS 5500H EKO 3.0

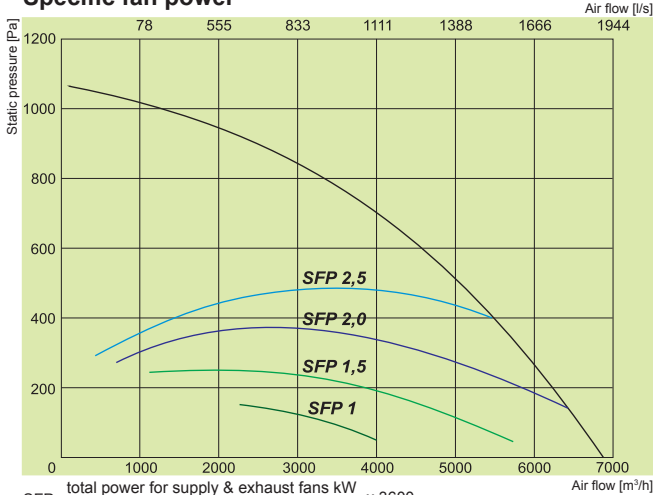
Supply air



Exhaust air

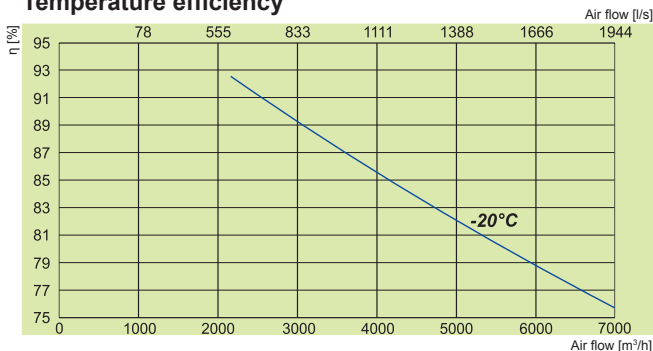


Specific fan power




$$SFP = \frac{\text{total power for supply \& exhaust fans kW}}{\text{air flow m}^3/\text{h}} \times 3600$$

Temperature efficiency



RIRS 5500H EKO 3.0 (convertible) ver.



➔ Exhaust air
 ➔ Extract air
 ➔ Fresh air
 ➔ Supply air

Article No.	Version
GAGRIRS1743_0030B	5500HE EKO 3.0 Integrated electrical heater.
GAGRIRS1761_0031B	5500HW EKO 3.0 Optional water heater.

5500HE / HW EKO 3.0	
Water heater (optional) HW ver.	Comfort Box 800x500
Electrical heater HE ver.	phase/voltage [50Hz/VAC] ~3, 400
	[kW] 15,0
EC fans	phase/voltage [50Hz/VAC] ~3, 400
exhaust	power/current [kW/A] 1,98/3,06
	fan speed [min ⁻¹] 2180
supply	power/current [kW/A] 2,0/3,17
	fan speed [min ⁻¹] 2180
Thermal efficiency up to*	80%
Max power consumption HE / HW	[kW/A] 19,0/28,35 4,2/6,64
Control board	PRV V2.2
Filter class	exhaust/supply M5/F7
Housing insulation, mineral wool	[mm] 50
Colour	RAL grey 7040
Weight (net, without packing) HE / HW	[kg] 625 623
Comply with ERP	2013; 2015
Operation	indoors/outdoors
Housing protection class	IP 34

* Calculated according to EN 13141-7.

5500H EKO 3.0	Lwa total, dB(A)	LWA, dB(A)						
		125 Hz	250 Hz	500 Hz	1 kHz	2 kHz	4 kHz	8 kHz
Supply	90	69	82	83	85	81	80	76
Extract	76	62	70	73	67	61	58	53
Surrounding	78	60	71	73	72	69	64	57

Measured at 6219 m³/h, 210 Pa

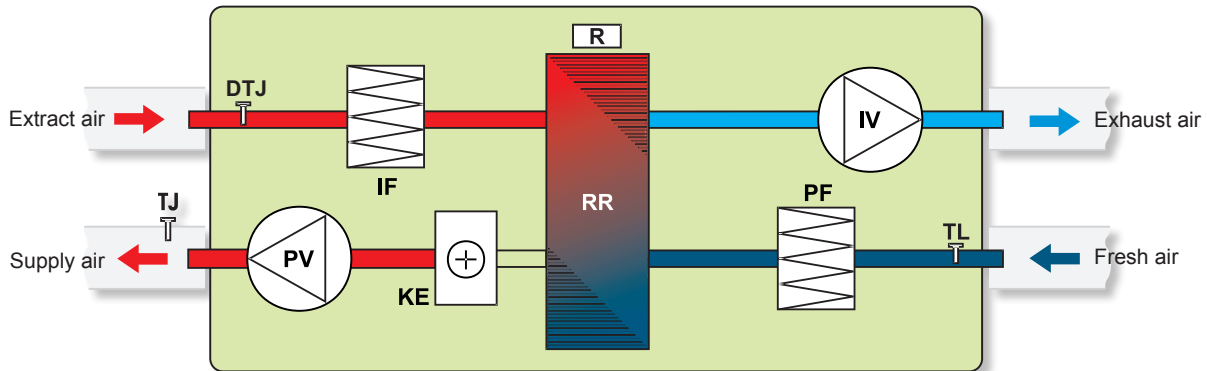
Temperature efficiency (balanced mass flow) EN 13141-7:
 Extract air = 20°C/60%RH
 Outdoor air = -20°C

Certifications

EUROVENT certified counter flow heat exchanger performance

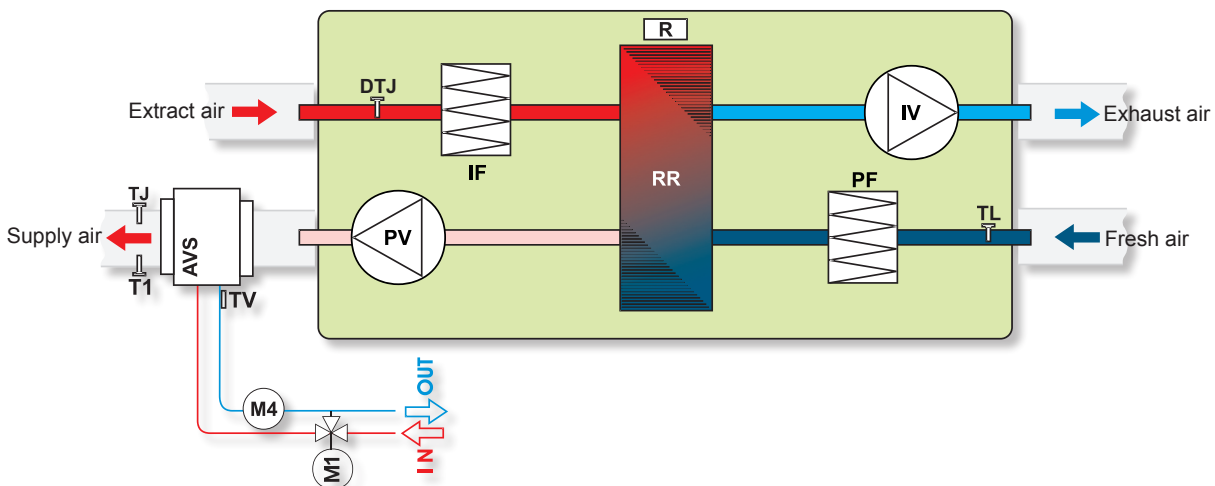


RIRS 400HE EKO 3.0; 700HE EKO 3.0 (horizontal) versions with electrical heater



- IV - exhaust air fan
- PV - supply air fan
- RR - rotary heat exchanger
- R - rotor motor
- KE - electrical heater
- PF - fresh air filter (class F7)
- IF - extract air filter (class M5)
- TJ - temperature sensor for supply air
- TL - temperature sensor for fresh air
- DTJ - humidity + temperature sensor

RIRS 400HW EKO 3.0; 700HW EKO 3.0 (horizontal) versions with water heater

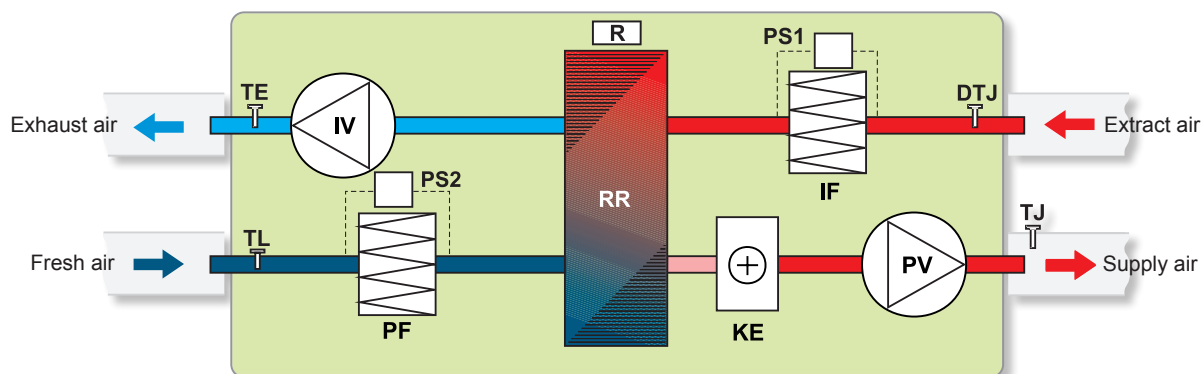


- AVS - optionally supplied water heater
- IV - exhaust air fan
- PV - supply air fan
- RR - rotary heat exchanger
- R - rotor motor
- PF - fresh air filter (class F7)
- IF - extract air filter (class M5)

- TJ - air temperature sensor for supply air
- TL - air temperature sensor for fresh air
- DTJ - humidity + temperature sensor
- M1 - optionally supply mixing valve and motor
- M4 - water heater circulatory pump
- T1 - antifrost thermostat
- TV - antifrost sensor

RIRS H EKO

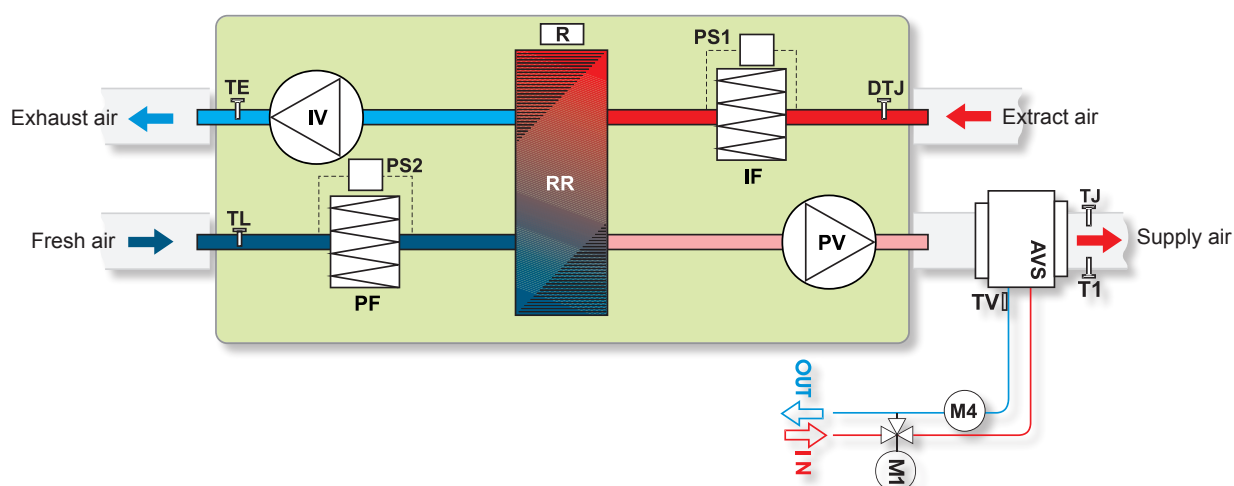
RIRS 1200HE EKO 3.0; 1900HE EKO 3.0 (horizontal) versions with electrical heater



- IV - exhaust air fan
- PV - supply air fan
- RR - rotary heat exchanger
- R - rotor motor
- KE - electrical heater
- PF - fresh air filter (class F7)
- IF - extract air filter (class M5)

- PS1 - extract air differential pressure switch
- PS2 - fresh air differential pressure switch
- TJ - temperature sensor for supply air
- TL - temperature sensor for fresh air
- TE - temperature sensor for exhaust air
- DTJ - humidity + temperature sensor

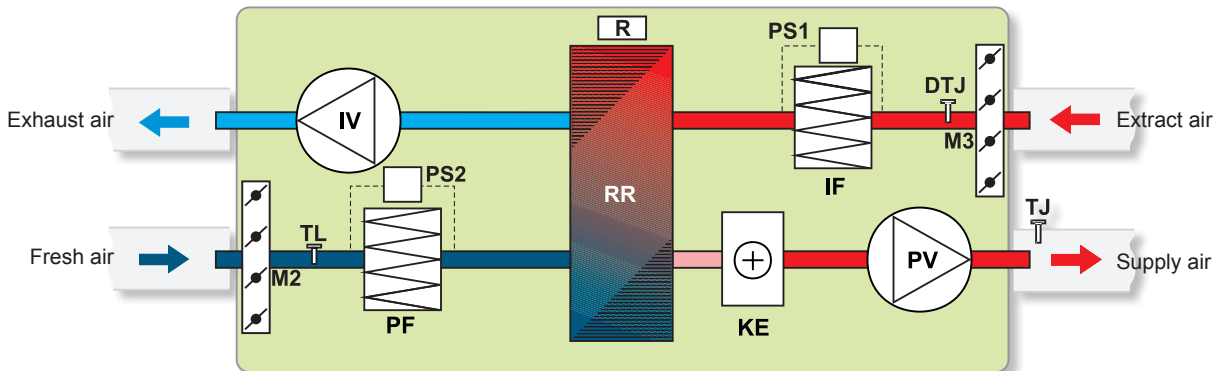
RIRS 1200HW EKO 3.0; 1900HW EKO 3.0 (horizontal) versions with water heater



- PS1 - extract air differential pressure switch
- PS2 - fresh air differential pressure switch
- AVS - optionally supplied water heater
- IV - exhaust air fan
- PV - supply air fan
- RR - rotary heat exchanger
- R - rotor motor
- PF - fresh air filter (class F7)
- IF - extract air filter (class M5)

- TJ - air temperature sensor for supply air
- TL - air temperature sensor for fresh air
- TE - temperature sensor for exhaust air
- M1 - optionally supply mixing valve and motor
- M4 - water heater circulatory pump
- T1 - antifrost thermostat
- TV - antifrost sensor
- DTJ - humidity + temperature sensor

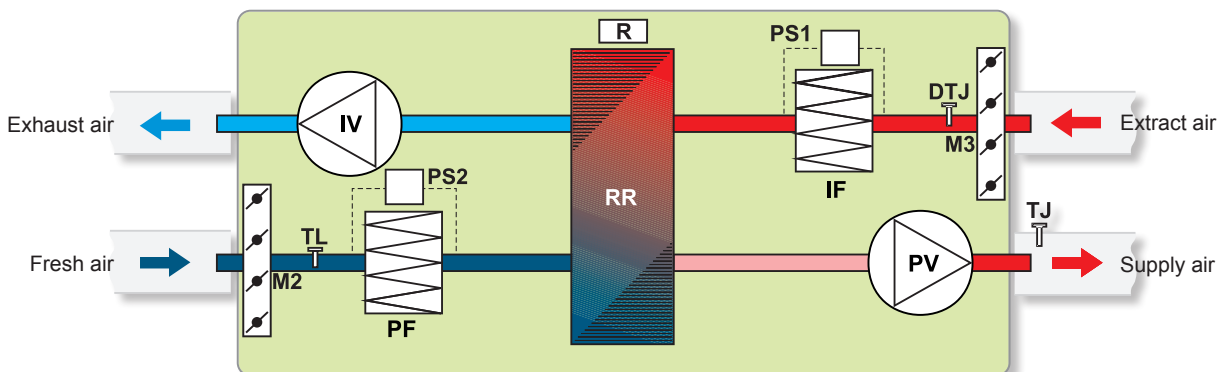
RIRS 2500HE EKO 3.0; 3500HE EKO 3.0; 5500HE EKO 3.0 (horizontal) versions with electrical heater



- IV** - exhaust air fan
- PV** - supply air fan
- RR** - rotary heat exchanger
- R** - rotor motor
- KE** - electrical heater
- PF** - fresh air filter (class F7)
- IF** - extract air filter (class M5)

- PS1** - extract air differential pressure switch
- PS2** - fresh air differential pressure switch
- TJ** - temperature sensor for supply air
- TL** - temperature sensor for fresh air
- DTJ** - humidity + temperature sensor
- M2** - actuator for fresh air damper
- M3** - actuator for extract air damper

RIRS 2500HW EKO 3.0; 3500HW EKO 3.0; 5500HW EKO 3.0 (horizontal) versions with water heater



- IV** - exhaust air fan
- PV** - supply air fan
- RR** - rotary heat exchanger
- R** - rotor motor
- PF** - fresh air filter (class F7)
- IF** - extract air filter (class M5)

- PS1** - extract air differential pressure switch
- PS2** - fresh air differential pressure switch
- TJ** - temperature sensor for supply air
- TL** - temperature sensor for fresh air
- DTJ** - humidity + temperature sensor
- M3** - actuator for extract air damper