



**HMH / HPH is a series of electro-mechanical humidistats for controlling humidifying and/or dehumidifying in HVAC systems.**

- \* 1 or 2 steps
- \* Changeover contact 250 V AC 10 A
- \* Proportional output 148 or 1000 Ohms
- \* High degree of accuracy and reliability
- \* For duct or wall mounting
- \* Form of protection IP54

## Function

### Construction

The humidistat has human hair as the sensor medium. The hair stretches as the humidity increases and shrinks as the humidity decreases. These changes are transmitted to a micro switch (two switches) or, in the case of the HPH, to a pin on a potentiometer.

The setpoint switch affects the position of the micro-switches in relation to the hair element. The setpoint can be set at between 10 and 100% RH.

This tried and tested construction with few movable parts gives a high degree of reliability and accuracy. As the contacts are of the changeover type the humidistat can control both humidification and dehumidification.

### 2 step humidistat

This has two microswitches. The step differential between them can be set by means of the adjustment screw.

As the contacts are of the changeover type the humidistat can control both humidification and dehumidification.

### Proportional humidistat

HPH148 and HPH1000 are humidistats with proportional resistance output.

Depending on the setpoint chosen and the current humidity these give output signals of 0 to 148 Ohms and

0 to 1000 Ohms to control installations intended for this type of signal.

### Mounting

HMH/HMH2/HPH can be mounted in a ventilation duct or on a wall. The humidistat is supplied with a flange which is suitable for both positions.

### Calibration

The humidistats are calibrated at the factory before delivery to the customer, but should be precision calibrated after installation to ensure the best results. After that annual checks and re-calibration are recommended.

### Maintenance

The hair element should be dusted off with a soft brush once a year.

Do not rinse the hair element in water as this changes the calibration point.

For further information concerning maintenance see the instructions which are supplied on delivery.

### Typical applications

Can be used to control a humidifier or a dehumidifier or for on/off controlling of a fan. Can also be used to alarm when the humidity exceeds or falls below a pre-set level.

**Models**

HMH	1 step, change-over contact
HMH2	2 step, change-over contact
HPH148	Proportional, 0-148 Ohm
HPH1000	Proportional, 0-1000 Ohm

**Technical data**

**General**

Material	Housing: Extruded aluminum (Brown) Plastic parts: Self extinguishing Macrolon (White)
Ambient temperature	Sensor, -20...70°C Housing, -20...60°C
Mounting	With a universal bracket, for both wall and duct mounting
Weight	0.6 kg
Form of protection	IP54
<b>CE</b>	This product conforms with the requirements of European LVD standards IEC 669-1 and carries the CE mark

**Output**

Relay contact data	10 A, 250 VAC resistive at 25°C ambient 8 A, 250 VAC resistive at 60°C ambient Not suitable for DC circuits.
--------------------	--

**Settings**

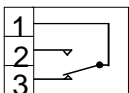
Setpoint	10...100%RH
Hysteresis	3%RH at 45%RH
Step differential (HMH2)	0...25%RH
Proportional band (HPH148, HPH1000)	7%RH

**Spare parts and accessories**

1608	Hair element, length 182 mm
1609	Microswitch
375	Protection tube. To be used when the humidistat is placed in ducts where the air flow exceeds 10 m/s.

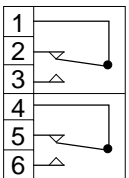
**Wiring and dimensions**

**HMH**



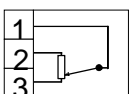
The contact between terminals 1 and 2 closes when the humidity exceeds the setpoint value.

**HMH2**

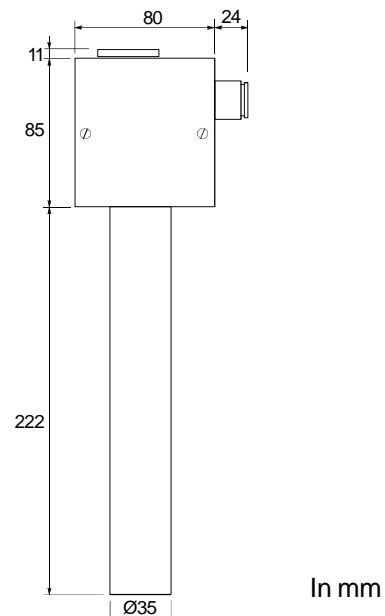


On the HMH2 the contact between terminals 1 and 3 closes when the humidity exceeds the setpoint value. When the humidity continues to rise and exceeds the setpoint value for step 2 the contact between terminals 4 and 6 closes.

**HPH148  
HPH1000**



When the humidity increases the resistance increases between terminals 1 and 3 while the resistance between terminals 1 and 2 falls.



FOR INDOOR CLIMATE WITH OPTIMUM CONTROL

**AB Regin**

Box 116, SE-428 22 Källered, Sweden  
Visiting address: Bangårdsvägen 35

Phone: +46 31 795 44 60  
Fax: +46 31 795 38 50

www.regin.se  
E-mail: info@regin.se

Org.nr.: SE5564145502  
Säte: Mölndal