

ABV-300/D is a control unit to be used together with smoke detectors in the VS, EI and EO series. The control unit provides power for connected smoke detectors and transmits smoke and service alarms.

- * For detectors with or without service alarm
- * For power supply 24V or 230V AC
- * Two relay contacts for alarm
- * Serves both optical and ionisation smoke detectors
- * LEDs for operation, smoke alarm and service alarm
- * Compact form for DIN rail mounting

Function

ABV-300/D is designed with state of the art technology to satisfy all the requirements of a reliable fire protection unit. The control unit monitors continuously that power supply and current values are normal.

A green LED indicates that power supply is switched on.

The control unit is connected to the smoke detectors by means of a two-wire loop. Up to twenty detectors can be connected to the same control unit. An end resistor should be placed in the last detector to terminate the loop.

Alarm for loop failure

In the event of a short-circuit or open circuit in the detector loop the control unit will activate the smoke alarm relay.

Smoke Alarm

When a detector senses smoke the red LED goes on and the alarm relay denoting a smoke alarm is activated.

After an alarm signal the unit is reset using the RESET button on the front.

Service Alarm

There is a service alarm function on models ABV-S-300/D and ABV24-S-300/D.

When a detector with service alarm becomes contaminated a yellow LED lights up on the control unit and the service alarm relay is activated.

No service Alarm

For detectors without service alarm models ABV-300/D or ABV24-300/D should be used.

Models

ABV-300/D	Control unit. Supply voltage 230 V AC
ABV24-300/D	Control unit. Supply voltage 24 V AC/DC
ABV-S-300/D	Control unit with service alarm. Supply voltage 230 V AC.
ABV24-S-300/D	Control unit with service alarm. Supply voltage 24 V AC/DC

Technical data

Supply voltage	24 V AC/DC or 230 V AC +/-10%, 50-60 Hz
Power consumption	30 mA
Ambient temperature	-10...+45°C, non condensing
Mounting	DIN-rail
Form of protection	IP20

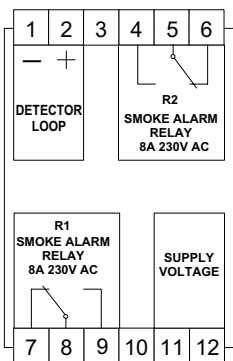
Input

For detector type	EI-1130(-S), EO-1150(-S), VS-1130(-S), VS-1150(-S)
Max current to alarm loop	70 mA
End resistor	2,2 kohm (to be mounted in the last detector)

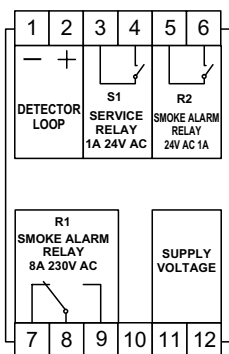
Output

Smoke alarm	Relay R1: changeover contact 230 V AC 8 A Relay R2: (...-300/D): changeover contact 230 V AC 8 A. (...-S-300/D): closing contact 24 V AC 1 A.
Service alarm (type ...-S-300/D)	Relay S1: closing contact 24 V AC 1 A

Dimension and wiring

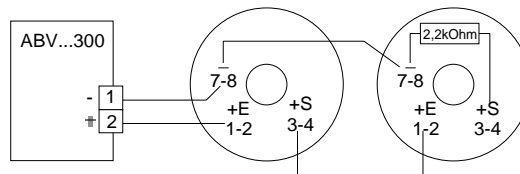


**ABV-300/D
ABV24-300/D**

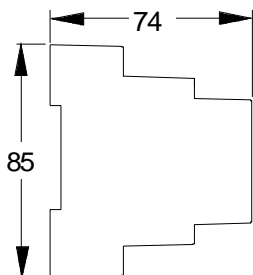
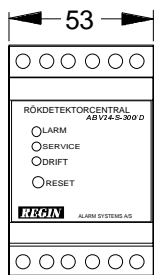


**ABV-S-300/D
ABV24-S-300/D**

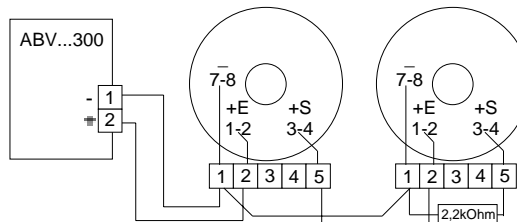
EI-1130 / EO-1150



- Relay R1 - Alarm: Contact closes between 8-9.
- Relay R2 - Type ABV...-300/D
Alarm: Contact closes between 4-5.
Type ABV...-S-300/D
Alarm: Contact closes between 5-6.
- Relay S1 - Alarm: Contact closes between 3-4.



VS-1130 / VS-1150



FOR INDOOR CLIMATE WITH OPTIMUM CONTROL

AB Regin

Box 116, SE-428 22 Källered, Sweden
Visiting address: Bangårdsvägen 35

Phone: +46 31 795 44 60
Fax: +46 31 795 38 50

www.regin.se
E-mail: info@regin.se

Org.nr.: SE5564145502
Säte: Mölndal